



# Want to simplify maintenance of curricula?

*Meet the curriculum builder for Program Enrollment and Activity Management.*

**Presenter:** Elmer Mackor  
**Session Number:** 7561

*In cooperation with:*

**Noorderp****ort**



# Who We Are



- PeopleSoft Campus Solutions consultancy & solutions development
- Dutch roots with Global delivery, including US higher education
- Hundreds of projects in 15 countries
- Oracle development partner for Campus Solutions and Digital Assistants

## Solutions:

- Program Enrollment
- Continuing Education
- Admissions Management
- Student Communications Platform

## Services:

- CS Revitalization
- Chatbots

CY2

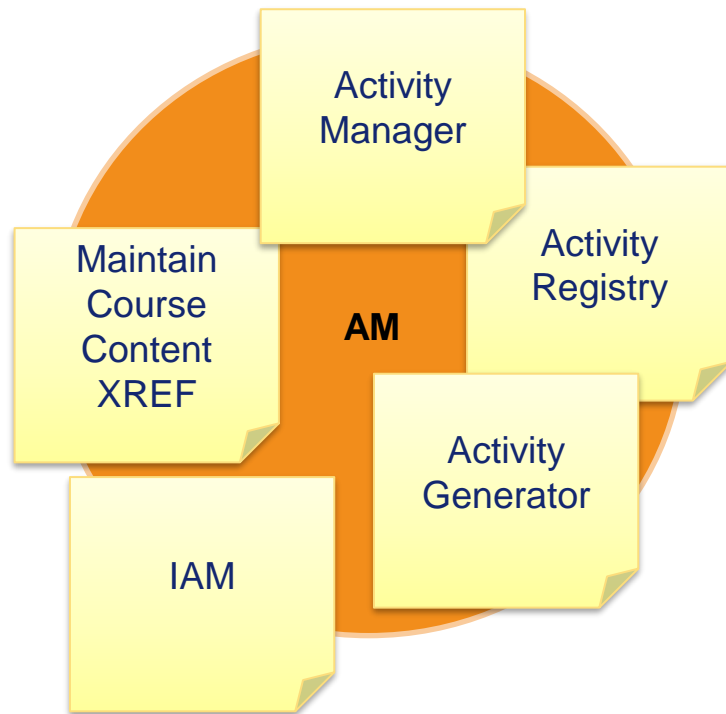
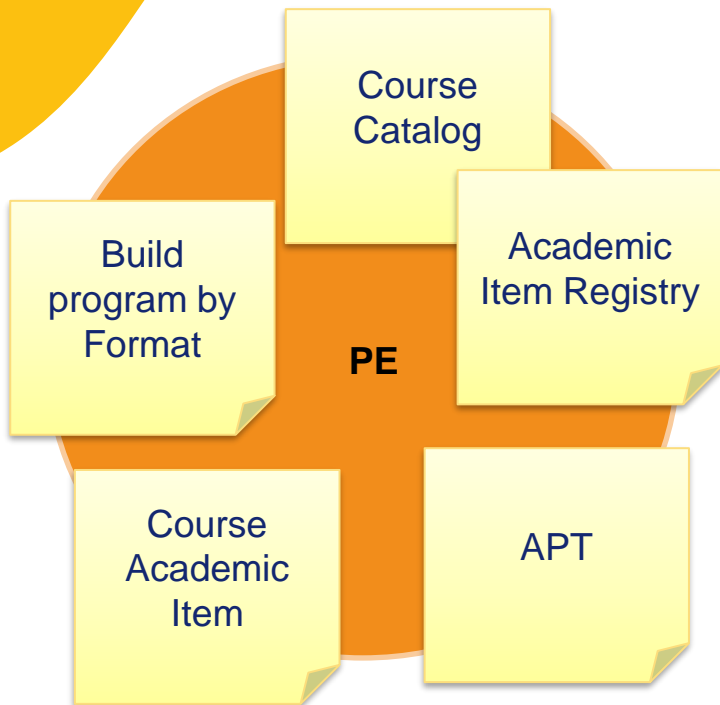
# PROBLEM

---



CY2

# Lot of elements



# Existing business process



## *System admins*

- Check with curriculum builders for changes in course catalog
- Create new courses and add to program structures
- Monitor created activity registers, solve issues and coordinate.
- Schedule classes.
- Update activity registry course mapping.
- Create activity managers.
- Activate APT's.
- **Run enrollment process (this creates IAMs).**




## *Curriculum builders (business)*

- Create new or modify existing activity registries.
- Run validation reports.
- Mark activity registries ready for publishing.
- **Enroll students using custom enrollment functionality (this creates IAMs).**

CY2



# CY2 Business case



*System admins*

400 hours a year



*Curriculum builders (business)*

2000+ hours a year

**1000+**  
program structures

**700 to 900**  
exam structures



CY2

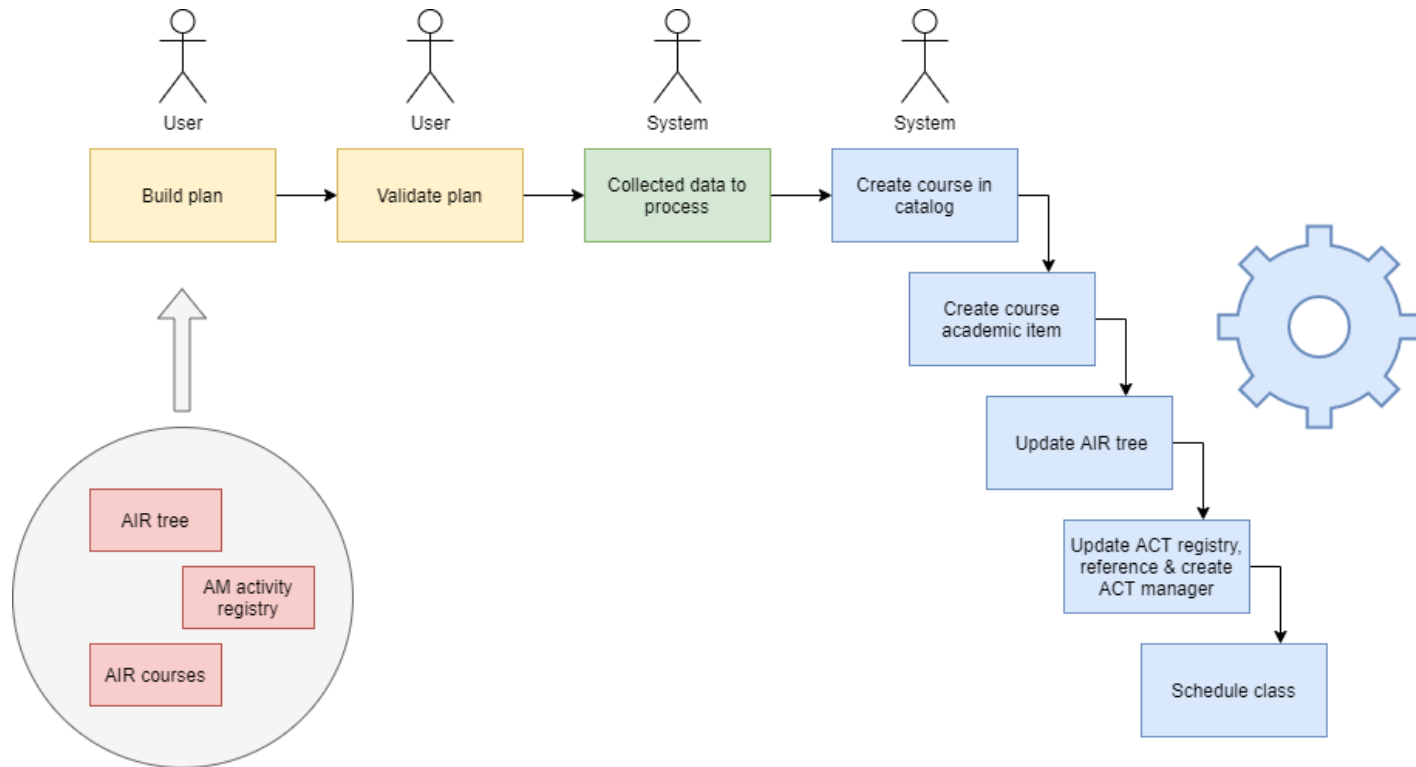
**Solution**

**Problem**





# CY2 High level process



# Curriculum builder V1

- Guided process to design or update program & activity structures.
- One streamlined view.
- Validations (automated).
- Deploy changes automatically.
- Full Fluid experience.
- Limited scope:
  - modify in specific part of existing program structures.
  - no full replacement for standard functionalities.

Features



CY2

***DEMO***





# Notes on shared version

This shared version of the presentation uses screenshots instead of the shown live demo during the event.

## PEAM Curriculum builder

Saved search

HEUG DEMO



## Search filters

\*Cohort Term

0230

Academic Organization

GASTRO

Approved Academic Load

Academic Item ID

Hegis

Status

Search

Clear

Save search

HEUG DEMO

Save

## PEAM Curriculum builder

Hegis	Program	Description	Duration	Team (description)	Cohort term	Acad Org	Building status
25182	02090-Zelfstandig werkend kok-FLEX-BOL-110-2	Entrypoint	3	Gastreterology	0230	GASTRO	Partially Published >

## Course overview

02090-Zelfstandig werkend kok-FLEX-BOL-110-2






Cohort 0230

Building status Partially Published

[Back](#)[Save](#)[Overview](#)

## Course overview

[Add course](#)

Course description	Exam structure			
HEUG Demo Course	<i>Published</i>	<a href="#">Course info</a>		>
Vitaal Burgerschap jaar 1	<i>Created</i>	<a href="#">Course info</a>		>
Vitaal Burgerschap jaar 2	<i>Created</i>	<a href="#">Course info</a>		>
GASTRO KOK123: 25182 ZWKOK BOL jaar 1		<a href="#">Course info</a>		>
GASTRO KOK123: 25182 ZWKOK BOL jaar 2		<a href="#">Course info</a>		>



## Manage Exams

02090-Zelfstandig werkend kok-FLEX-BOL-110-2

Cohort Term 0230

Status Partially Published

[Back](#)[Save](#)

## GASTRO PE0033: HEUG DEMO

[Create new structure](#)

Description	Type	Scale	Weight	Actions
HEUG Demo Course	Course	PASS / FAIL	1,00	<input type="text" value="v"/>
Grouping	Category	PASS / FAIL	1,00	<input type="text" value="v"/>
Exam 3	Assessment Item	REG-100	1,00	<input type="text" value="v"/>
Exam grouping 1	Assessment Item	REG-100	1,00	<input type="text" value="v"/>
Exam 1	Assessment Item	REG-100	1,00	<input type="text" value="v"/>
Exam 2	Assessment Item	REG-100	1,00	<input type="text" value="v"/>

## GASTRO PE0033: HEUG DEMO

[Create new structure](#)

Description	Type	Scale	Weight	Actions
HEUG Demo Course	Course	PASS / FAIL	1,00	<input type="text"/>
Grouping	Category	PASS / FAIL	1,00	<input type="text"/>
Exam 3	Assessment Item	REG-100	1,00	<div>Delete Item Edit Item Insert Child Insert Sibling</div>
Exam grouping 1	Assessment Item	REG-100	1,00	
Exam 1	Assessment Item	REG-100	1,00	<input type="text"/>
Exam 2	Assessment Item	REG-100	1,00	<input type="text"/>

Action menu to perform various actions.

×

Item ID ITX-000040

Description

Exam 3

Scale

REG-100

Q

Content Code

A3

Weight

1.00

Content Type

Assessment Item

Update

Add Item/Level

Item ID

ITX-000020

Description

Scale

Content Code

STD

Weight

1,00

Content Type

Assessment Item

Add

Add Item/Level

Item ID ITX-000010

Description

Scale

Q

Content Code

Period Attribute

Q

Weight

Content Type

Category

▼

Add

## GASTRO PE0033: HEUG DEMO

[Create new structure](#)

Description	Type	Scale	Weight	Actions
HEUG Demo Course	Course	PASS / FAIL	1,00	<input type="text" value="v"/>
Grouping	Category	PASS / FAIL	1,00	<input type="text" value="v"/>
Exam 3	Assessment Item	REG-100	1,00	<input type="text" value="v"/>
Exam grouping 1	Assessment Item	REG-100	1,00	<input type="text" value="v"/>
Exam 1	Assessment Item	REG-100	1,00	<input type="text" value="v"/>
Exam 2	Assessment Item	REG-100	1,00	<input type="text" value="v"/>

Drag & Drop to sort the order of the items!

## Overview

02090-Zelfstandig werkend kok-FLEX-BOL-110-2

Cohort Term 0230

Status Partially Published

[Back](#)[Publish](#)[Expand / Collapse All](#)

Select	Omschrijving	Exam info
<input checked="" type="checkbox"/> No	HEUG Demo Course	Course - PASS / FAIL - 1
	Grouping	Category - PASS / FAIL - 1
	Exam 3	Assessment Item - REG-100 - 1
	Exam grouping 1	Assessment Item - REG-100 - 1
	Exam 1	Assessment Item - REG-100 - 1
	Exam 2	Assessment Item - REG-100 - 1
<input type="checkbox"/> No	Vitaal Burgerschap jaar 1	Course - PASS / FAIL - 1
	Praktijk 1	Assessment Item - REG-100 - 1
	Praktijk 2	Assessment Item - REG-100 - 1
<input type="checkbox"/> No	Vitaal Burgerschap jaar 2	Course - PASS / FAIL - 1
<input checked="" type="checkbox"/> No	GASTRO KOK123: 25182 ZWKOK BOL jaar 1	
<input checked="" type="checkbox"/> No	GASTRO KOK123: 25182 ZWKOK BOL jaar 2	

Add course

×

Search for an existing course or create a new one.

Select course

Academic Item ID

Add

Create course

\*Description

Create

Add course

×

Enter the following details to create the new course

\*Description

Offering

\*Subject

\*Academic Organization

Back

OK



Create new structure

Scale	Weight	Actions
PASS / FAIL	1,00	▼
		▼
		▼
		▼
		▼
		▼
		▼

Create New

×

Choose an existing model or structure.

Select Model

Content ID

Q

Select Existing

Content ID

Q

OK

CY2



# Looking ahead

- GO-LIVE of version 1; early 2024
- Evaluate usage and required improvements.
- Potential features to add:
  - Maintain full PE structure, including other item types and parameters.
  - Ability to replace the delivered “Academic Item Registry” pages.
  - Slide-in window to see full program structure.
  - Build new structures from scratch.



Wishlist

CY2

What  
Do You Think?

The logo consists of the letters 'CY2' in a white, sans-serif font, enclosed within a rounded rectangular border of a slightly darker orange color. The background of the slide is a vibrant yellow-orange with abstract, organic shapes in lighter and darker shades of orange, some with white polka dots and others with white diagonal stripes.

CY2

# THANKS!

Elmer Mackor, Senior Consultant

[elmer.mackor@cy2.nl](mailto:elmer.mackor@cy2.nl)