



Using Fluid features in Campus Solutions v9.0

SESSION # 5051
10-11-2017

ADU 8-10 NOVEMBER 2017

PRESENTER

Nick Balkin

Student & Research Solutions team lead

n.balkin@federation.edu.au



About me...

Started working with PeopleSoft in 2007 on Campus Solutions implementation at FedUni in data conversion.

Moved into development and operational support post go-live.

Involved in bundles and PeopleTools upgrades in 2011-2012.

Appointed technical lead for TAFE implementation in 2013.

Now team lead of Student & Research Solutions.

Tech lead on all PeopleSoft upgrades and major projects



FED UNI & ORACLE

Campus Solutions v9.0, PT8.55

Finance v9.0, PT8.53

Contributor Relations v9.0, PT8.55

Oracle 12c

ADU 8-10 NOVEMBER 2017



FEDERATION UNIVERSITY AUSTRALIA

- History dates back to 1870 as School of Mines
- Founded in Ballarat, regionally based in Victoria
- Dual-sector
- Approx 23k students

OVERVIEW

- Why Fluid in 9.0?
- User focused (changes based on user function)
 - Sign on
 - Homepages – Student and Staff
 - Responsive behaviour
 - Tiles & Navigation Collections
- General usability (environment wide changes)
 - Branding
 - Responsive behaviour
 - Fluid navigation
- Tips and advice

WHY FLUID IN 9.0?

YOU ALREADY KNOW FLUID

You already know about Fluid's benefits...

- Responsive behavior
- Common, scalable, device independent user experience
- More intuitive, modern look and feel
- Less navigating, more using!

COMMON QUESTIONS

- What do I need to be able to take advantage of Fluid?
 - Just PeopleTools!! Either PT8.54, PT8.55 or PT8.56. The later, the better.
- Aren't Fluid pages only delivered in v9.2 applications?
 - No!
- What about the non-Fluid content?
 - We'll cover blending Classic and Fluid later.
- Is it hard to implement?
 - Very little customisation
 - Mostly configuration
 - Security
- Is there additional support overhead?

9.2 UPGRADE ROADMAP

Planned:

CS upgrade
to B34 – 1st
half 2016

PT upgrade
to 8.55 –
Q3 2016

CS 9.2
upgrade –
2017

Actual:

CS upgrade
to B34 – 1st
half 2016

PT upgrade to
8.55 – 2nd half
2016

CS 9.2
upgrade – Q4
2017 to Q2
2018

WHAT DOES IT LOOK LIKE?

User functionality



SIGN ON

Logging in to self service to accept their offer is the first engagement with FedUni's IT services. We wanted the first impression every new student has to be the best it could – regardless of device or bandwidth.

Student, alumni and staff alike - first impressions count!

- First impression
- Ease of use
- Device responsive
- Lightweight – visually and technically
- Benefits for students, alumni and staff

SIGN ON — THEN AND NOW

CS 9.0 PT8.53

CS 9.0 PT8.55

The screenshot shows a web browser window with the URL <http://homel.ballarat.edu.au:40550/psp/csuret/7cmd+login&ts=JD>. The page title is "my Student Centre". The login form includes fields for "User ID" and "Password", a "Sign In" button, and a "Find us on Facebook" link. Below the login form, there is a section titled "THIS SERVICE IS FOR AUTHORISED CLIENTS ONLY" with a warning: "WARNING: It is a criminal offence to: 1. Obtain access to data without authority 2. Damage, delete, alter or insert data without authority." A "Confidentiality Compliance" notice is also present at the bottom.

The screenshot shows a web browser window with the URL <http://myvc.ballarat.edu.au:psp/csp/psp/>. The page title is "my Student Centre". The login form includes fields for "Username" and "Password", a "Sign in" button, and a "Find us on Facebook" link. To the right of the login form, there is a "Need help?" section with links for "Reset Password" and "Need help logging in?".

RESPONSIVE SIGN ON

Federation UNIVERSITY AUSTRALIA

my Student Centre

Username

Password

Sign in

Need help?

[Reset Password](#)

[Need help logging in?](#)

[Find us on Facebook](#)

Federation UNIVERSITY AUSTRALIA

my Student Centre

Username

Password

Sign in

Find us on Facebook

Help and Resources

- [Assessment Catalogue](#)
- [My Student Centre Maintenance Schedule](#)
- [Support for Students](#)
- [Support for Staff](#)
- [Procedures](#)
- [Change Network Password](#)

THIS SERVICE IS FOR AUTHORISED CLIENTS ONLY

WARNING: It is a criminal offence to:

1. Obtain access to data without authority.
2. Damage, delete, alter or insert data without authority.

Confidentiality Compliance

Caripass Systems (my Student Centre) is a secured information system containing official University records. As a registered user, it is your responsibility to maintain the confidentiality of information. Any data that is obtained from Caripass Systems (my Student Centre) or access with Caripass Systems (my Student Centre) for example papers, reports, records, website data must be treated as confidential and managed accordingly. Your username and password are unique and must not be divulged to any third party. Any breach of confidentiality will be taken seriously.

Federation UNIVERSITY AUSTRALIA

my Student Centre

Username

Password

Sign in

Need help?

[Reset Password](#)

[Need help logging in?](#)

[Find us on Facebook](#)

Federation UNIVERSITY AUSTRALIA

my Student Centre

User ID

Password

Sign in

Find us on Facebook

Help and Resources

- [Assessment Catalogue](#)
- [My Student Centre Maintenance Schedule](#)
- [Support for Students](#)
- [Support for Staff](#)
- [Procedures](#)
- [Change Network Password](#)

THIS SERVICE IS FOR AUTHORISED CLIENTS ONLY

WARNING: It is a criminal offence to:

1. Obtain access to data without authority.
2. Damage, delete, alter or insert data without authority.

Confidentiality Compliance

Caripass Systems (my Student Centre) is a secured information system containing official University records. As a registered user, it is your responsibility to maintain the University policy of confidentiality of information. Any data that is obtained from Caripass Systems (my Student Centre) or access with Caripass Systems (my Student Centre) for example papers, reports, records, website data must be treated as confidential and managed accordingly. Your username and password are unique and must not be divulged to any third party. Any breach of confidentiality will be taken seriously.

8.53 – STUDENT SELF SERVICE

The screenshot displays the 'Pre Tools - CSUREF' student self-service portal. The header includes the Federation University Australia logo and navigation links for 'Home' and 'Sign out'. A 'Favorites' bar shows 'Main Menu' and 'Student' (with a sub-link 'TAFE Student'). A 'Menu' sidebar on the left contains a search bar and a 'Self Service' link. The main content area, titled 'Student Centre', is personalized for 'Rhiannon' and features several sections: 'Academics' with links for Search, Plan, Enrol, My Academics, View My Grades, and Completion and Graduation; 'Finances' with My Account, Account Inquiry, and Commonwealth Assistance Notice; 'Personal Information' with Emergency Contact, Names, and Contact Information (Campus Address, Mailing Address, Mobile Phone); and 'Admissions' with Apply for Admission, Accept, Defer or Decline, and Admission. A central message states 'You are not enrolled in classes.' and provides an enrolment shopping cart link. A right-hand sidebar contains a 'SEARCH FOR CLASSES' button and expandable sections for Holds, To Do List, Enrolment Dates, FedUni General, FedUni Scholarships, and Other Important Links. A legend at the bottom indicates the status of admissions: Incomplete (yellow triangle), Complete (green circle), and Admitted (green checkmark).

Federation UNIVERSITY AUSTRALIA Pre Tools - CSUREF

Home | Sign out

Favorites Main Menu

Student TAFE Student

Menu

Search: >>

Self Service

Student Centre

Rhiannon's Student Centre

Academics

[Search](#)
[Plan](#)
[Enrol](#)
[My Academics](#)
**** View My Grades ****
[Completion and Graduation](#)

You are not enrolled in classes.

enrolment shopping cart >

The enrolment shopping cart allows you to look for classes in which you may choose to enrol at a later time. Please note that placing classes in your enrolment shopping cart does not save a place in a class for you nor enrol you in a class.

other academic... >>

Finances

My Account
[Account Inquiry](#)
[Commonwealth Assistance Notice](#)

You have no outstanding charges at this time.

other financial... >> make a payment >

Personal Information

[Emergency Contact](#)
[Names](#)

other personal... >>

Contact Information

Campus Address	Mailing Address
MOUNT CLEAR, VIC, 3350	MOUNT CLEAR, VIC, 3350
Mobile Phone 336	FedUni Email Address srs.test@federation.edu

Admissions

[Apply for Admission](#)
[Accept, Defer or Decline](#)
[Admission](#)

▲ Incomplete ● Complete ✓ Admitted

SEARCH FOR CLASSES

Holds

No Holds.

To Do List

No To Do's.

Enrolment Dates

[Open Enrolment Dates](#)

FedUni General

[FedUni Schedule of Fees](#)
[FedUni Graduations](#)
[FedUni Program Finder](#)

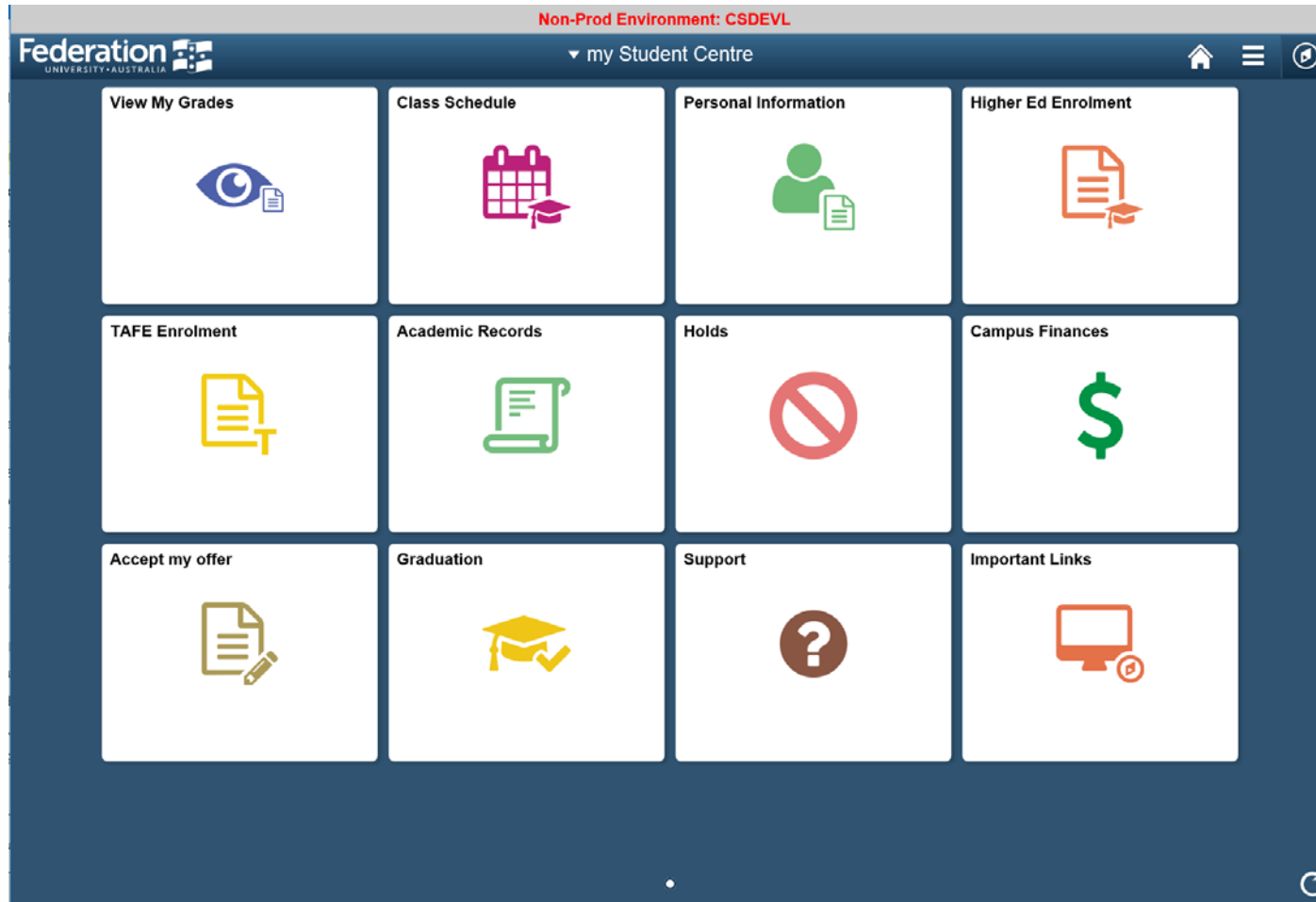
FedUni Scholarships

[S'ships, bursaries & grants](#)

Other Important Links

[View My Exam Timetable](#)
[Request Official Transcript](#)
[mygateway/Moodle](#)

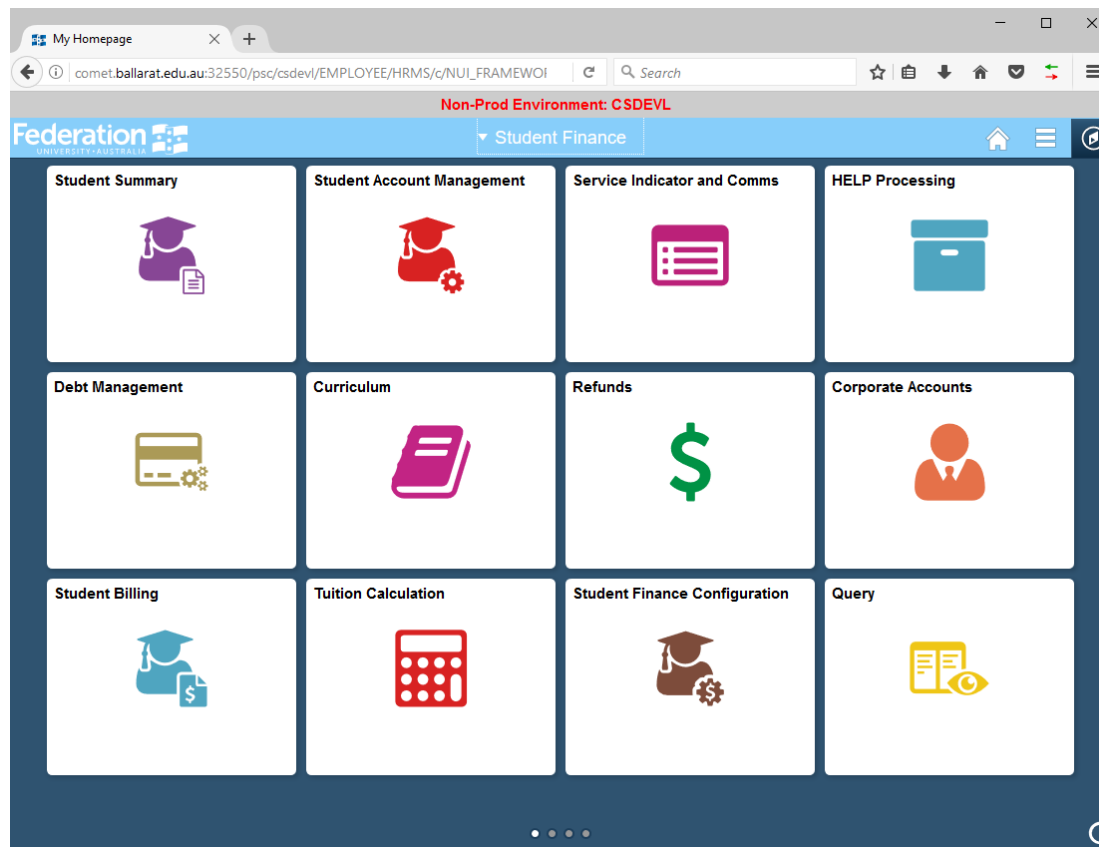
8.55 – STUDENT SELF SERVICE



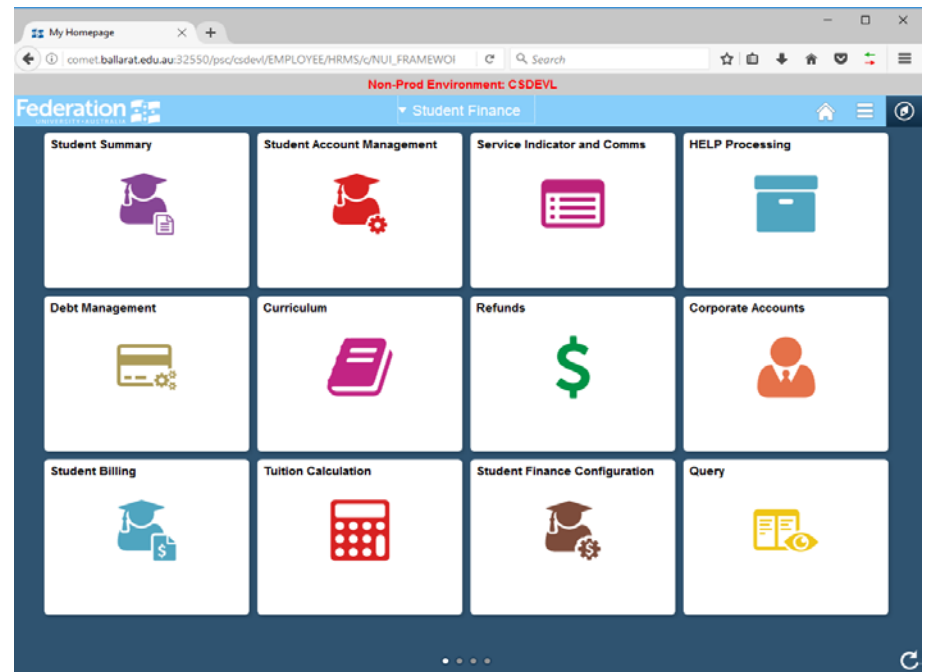
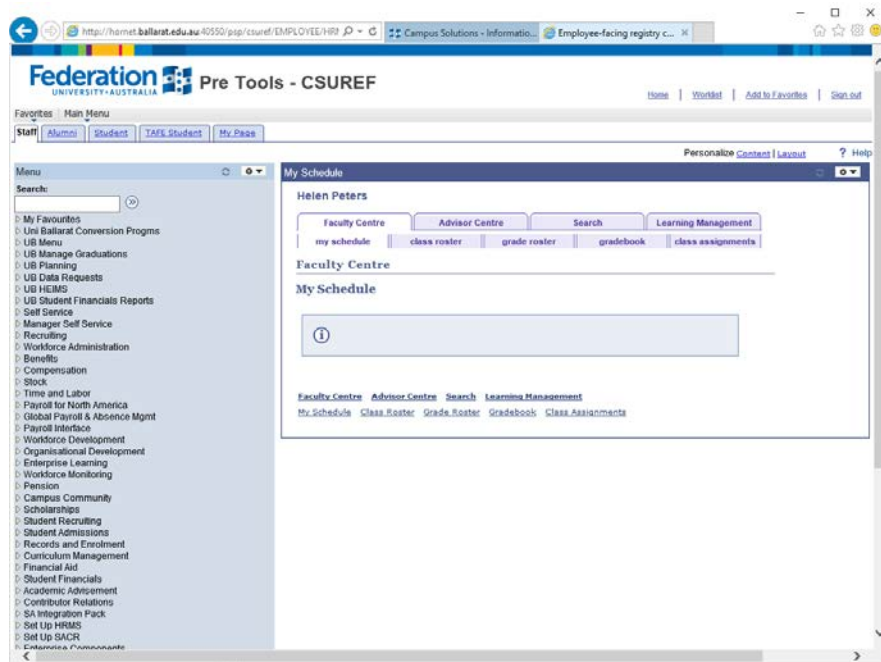
8.53 HOMEPAGE — ADMIN USER

The screenshot displays the 'Pre Tools - CSUREF' homepage for an admin user. The browser address bar shows the URL: <http://hornet.ballarat.edu.au:40550/psp/csoref/EMPLOYEE/HRI>. The page features a blue header with the Federation University Australia logo and the title 'Pre Tools - CSUREF'. Navigation links include 'Home', 'Worklist', 'Add to Favorites', and 'Sign out'. Below the header, there are tabs for 'Staff', 'Alumni', 'Student', 'TAFE Student', and 'My Page'. A 'Personalize Content | Layout' link and a 'Help' icon are also present. On the left, a 'Menu' section contains a search bar and a list of expandable categories such as 'My Favourites', 'Uni Ballarat Conversion Progrms', 'UB Menu', 'UB Manage Graduations', 'UB Planning', 'UB Data Requests', 'UB HEIMS', 'UB Student Financials Reports', 'Self Service', 'Manager Self Service', 'Recruiting', 'Workforce Administration', 'Benefits', 'Compensation', 'Stock', 'Time and Labor', 'Payroll for North America', 'Global Payroll & Absence Mgmt', 'Payroll Interface', 'Workforce Development', 'Organisational Development', 'Enterprise Learning', 'Workforce Monitoring', 'Pension', 'Campus Community', 'Scholarships', 'Student Recruiting', 'Student Admissions', 'Records and Enrolment', 'Curriculum Management', 'Financial Aid', 'Student Financials', 'Academic Advisement', 'Contributor Relations', 'SA Integration Pack', 'Set Up HRMS', 'Set Up SACR', and 'Enterprise Components'. The main content area is titled 'My Schedule' and displays the name 'Helen Peters'. It includes tabs for 'Faculty Centre', 'Advisor Centre', 'Search', and 'Learning Management'. Below these tabs are links for 'my schedule', 'class roster', 'grade roster', 'gradebook', and 'class assignments'. The 'Faculty Centre' tab is selected, showing a 'My Schedule' section with an information icon. At the bottom of the main content area, there are links for 'Faculty Centre', 'Advisor Centre', 'Search', 'Learning Management', 'My Schedule', 'Class Roster', 'Grade Roster', 'Gradebook', and 'Class Assignments'.

8.55 HOMEPAGE — ADMIN USER



HOMEPAGE COMPARISON



HOMEPAGE — PORTAL STRUCTURE

The screenshot displays the 'Structure and Content' management interface. On the left is a 'Menu' sidebar with a tree view. The 'Portal' folder is expanded, showing sub-items like 'Activity Guide', 'Branding', 'Dashboard', etc. The main area is titled 'Structure and Content' and shows the breadcrumb 'Root > Fluid Structure Content > Fluid Homepages'. Below this, there are instructions and a 'Folders' section with links like 'Personalize', 'Find', 'View All', 'First', '1 of 1', and 'Last'. A table titled 'Content References' lists various nodes with their labels and sequence numbers. The table has columns for 'Link', 'Node Name', 'Label', 'Edit', 'Sequence number', 'Create Link', and 'Number of links'. The 'Node Name' column contains 'LOCAL_NODE' for all entries, while the 'Label' column lists various system components like 'Access Re-set', 'System Support', 'Initial Access', 'Admissions', 'Alumni', 'CUP', 'Cashier', 'Faculty', 'Foundation', 'Graduations', 'HDR Candidate Management', 'Partner Provider', 'Planning', 'Program Management', 'Scheduling', 'Scholarships', and 'Student Finance'. Each row has an 'Edit' link and a 'Create Link' button. The 'Number of links' column shows '0' for all entries.

Menu

- PeopleTools
- Security
- Lifecycle Tools
- Utilities
- Feeds
- Workflow
- Portal
 - Activity Guide
 - Branding
 - Dashboard
 - Related Content Service
 - WebCenter Integration
 - WorkCenter
 - Portal Utilities
 - Pagelet Wizard
 - OBIEE Setup
- Structure and Content
 - General Settings
 - Menu Import
 - Build Registry Search Index
 - Portal Security Sync
 - Portal Definitions
 - Node Definitions
 - View Menu Security
 - View Menu Folder Structure
 - Tile Wizard
 - View Menu Item Detail
 - WSRP Consumption
 - WSRP Production
 - Inter Window Communication
- Search Framework
- Search Engine
- OPA Administration
- Personalization
- Process Scheduler
- Cube Builder
- Application Engine
- Documents
- Mobile Application Platform
- Integration Broker
- REN Server Configuration
- Setup Manager
- MultiChannel Framework
- Archive Data
- Data Archive Manager
- Translations
- Automated Config Manager
- EDI Manager
- Mass Changes
- Health Center

Structure and Content

Root > Fluid Structure Content > Fluid Homepages

Structure and Content

* Click the folder label to view the child folders and content references for that folder
* Click the "Edit" link to edit the folder definition

Folders Personalize Find View All First 1 of 1 Last

Add Folder

* Click the "Edit" link to edit the content reference definition

Content References

Link	Node Name	Label	Edit	Sequence number	Create Link	Number of links
<input type="checkbox"/>	LOCAL_NODE	Access Re-set	Edit	5	Create Link	0
<input type="checkbox"/>	LOCAL_NODE	System Support	Edit	10	Create Link	0
<input type="checkbox"/>	LOCAL_NODE	Initial Access	Edit	15	Create Link	0
<input type="checkbox"/>	LOCAL_NODE	Admissions	Edit	50	Create Link	0
<input type="checkbox"/>	LOCAL_NODE	Alumni	Edit	50	Create Link	0
<input type="checkbox"/>	LOCAL_NODE	CUP	Edit	50	Create Link	0
<input type="checkbox"/>	LOCAL_NODE	Cashier	Edit	50	Create Link	0
<input type="checkbox"/>	LOCAL_NODE	Faculty	Edit	50	Create Link	0
<input type="checkbox"/>	LOCAL_NODE	Foundation	Edit	50	Create Link	0
<input type="checkbox"/>	LOCAL_NODE	Graduations	Edit	50	Create Link	0
<input type="checkbox"/>	LOCAL_NODE	HDR Candidate Management	Edit	50	Create Link	0
<input type="checkbox"/>	LOCAL_NODE	Partner Provider	Edit	50	Create Link	0
<input type="checkbox"/>	LOCAL_NODE	Planning	Edit	50	Create Link	0
<input type="checkbox"/>	LOCAL_NODE	Program Management	Edit	50	Create Link	0
<input type="checkbox"/>	LOCAL_NODE	Scheduling	Edit	50	Create Link	0
<input type="checkbox"/>	LOCAL_NODE	Scholarships	Edit	50	Create Link	0
<input type="checkbox"/>	LOCAL_NODE	Student Finance	Edit	50	Create Link	0

HOMEPAGE - CONTENT REFERENCE

< Folders and CRefs

Content Ref Administration

Home Menu

Menu

PeopleTools

Security

Lifecycle Tools

Utilities

Feeds

Workflow

Portal

Activity Guide

Branding

Dashboard

Related Content Service

WebCenter Integration

WorkCenter

Portal Utilities

Pagelet Wizard

OBIEE Setup

Structure and Content

General Settings

Menu Import

Build Registry Search Index

Portal Security Sync

Portal Definitions

Node Definitions

View Menu Security

View Menu Folder Structure

Tile Wizard

View Menu Item Detail

WSRP Consumption

WSRP Production

Inter Window Communication

Search Framework

Search Engine

OPA Administration

Personalization

Process Scheduler

Cube Builder

Application Engine

Documents

Mobile Application Platform

Integration Broker

REN Server Configuration

Setup Manager

MultiChannel Framework

Archive Data

Data Archive Manager

Translations

Automated Config Manager

EDI Manager

Mass Changes

Health Center

General Security Tile Content

Root > Fluid Structure Content > Fluid Homepages >

Content Ref Administration

CreatedBy MSUTHERLAND

Name UB_HP_CASHIER

Parent Folder Fluid Homepages

*Label Cashier

Copy object

Select New Parent Folder

Long Description (254 Characters)

Product

Sequence number 50

Owner ID

Usage Type Fluid Homepage

Storage Type Local (in HTML Catalogue)

*Valid from date 05/09/2016

Valid to date

Creation Date 05/09/2016

Add Content Reference

Homepage tab attributes

Allow rename

Help ID

Operational Dashboard

Behavior Optional

IWC Message Events

Content Reference Attributes

Name

Label

Attribute value

Translate



Attribute Information

Save Notify

HOMEPAGE - SECURITY

< Folders and CRefs

Content Reference Security



Menu

Preparing Tools

PeopleTools

Security

Lifecycle Tools

Utilities

Feeds

Workflow

Portal

Activity Guide

Branding

Dashboard

Related Content Service

WebCenter Integration

WorkCenter

Portal Utilities

Pagelet Wizard

OBIEE Setup

Structure and Content

General Settings

Menu Import

Build Registry Search Index

Portal Security Sync

Portal Definitions

Node Definitions

View Menu Security

View Menu Folder Structure

Tile Wizard

View Menu Item Detail

WSRP Consumption

WSRP Production

Inter Window Communication

Search Framework

Search Engine

General Security Tile Content

Root > Fluid Structure Content > Fluid Homepages >

Content Reference Security

Label: Cashier

☐ Public

☐ Author Access

Security Authorizations

Personalize | Find | First 1-2 of 2 Last

Type	Name	Description	View Definition		
1	Role	UB HP Cashier	UB HP Cashier	View Definition	+ -
2	Role	UB HP System Suppo	UB HP System Support	View Definition	+ -

Inherited Security Authorizations

Personalize | Find | First 1 of 1 Last

Type	Name	Description	View Definition
			View Definition

Save

Notify

General | Security | Tile Content

TILES

← Folders and CRefs

Content Reference Security

Home Menu

Menu

PeopleTools

Security

Lifecycle Tools

Utilities

Feeds

Workflow

Portal

Activity Guide

Branding

Dashboard

Related Content Service

WebCenter Integration

WorkCenter

Portal Utilities

Pagelet Wizard

OBIEE Setup

Structure and Content

General Settings

Menu Import

Build Registry Search Index

Portal Security Sync

Portal Definitions

Node Definitions

View Menu Security

View Menu Folder Structure

Tile Wizard

View Menu Item Detail

WSRP Consumption

WSRP Production

Inter Window Communication

Search Framework

Search Engine

OPA Administration

Personalization

Process Scheduler

Cube Builder

General Security Fluid Attributes

Root > Fluid Structure Content > Fluid Pages > Admissions Retention Success >

Tile Information

Image Name UB_TILE_PAPER_PEN

Display In Cur Window

Height 1

Width 1

Refresh Timer 0

Event Name

Interactive

Disable Main Hotspot

Autosize

Resizable

Dynamic Tile Content

URL Type None

Tile Repository

Select a folder below to create a link to the Tile Repository. If the folder selection is disabled, this Tile is already available in the Tile Repository.

Folder UB_ADM_RETENT_SUCCESS

Folder Label Admissions Retention Success

Include In Repository

Homepage

Dashboard

NavBar

Save Notify

General | Security | Fluid Attributes

NAVIGATION COLLECTIONS

Student HQ

Grading

Home

Flag

Menu

Refresh

New Window

Help

Create Grade Rosters

Grade Roster

Grade Post

Academic Progress Tracker

Enrolment Request

Enrolment

PERC Process

Grade Change Audit

VET Results by Term

VET Grade Roster Report

ATOM Grade Post

Create Grade Rosters

Enter any information you have and click Search. Leave fields blank for a list of all values.

Find an Existing Value

Add a New Value

Search Criteria

Run Control ID: begins with

☐ Case Sensitive

Search

Clear

Basic Search

Save Search Criteria

Find an Existing Value

Add a New Value

NAV COLLECTIONS - CONFIG

< Folders and CRefs

Structure and Content

Home Menu New Window ? Help Personalize Page

Menu

People Tools

Security

Lifecycle Tools

Utilities

Feeds

Workflow

Portal

Activity Guide

Branding

Dashboard

Related Content Service

WebCenter Integration

WorkCenter

Portal Utilities

Pagelet Wizard

OBIEE Setup

Structure and Content

General Settings

Menu Import

Build Registry Search Index

Portal Security Sync

Portal Definitions

Node Definitions

View Menu Security

View Menu Folder

Structure

Tile Wizard

View Menu Item Detail

WSRP Consumption

WSRP Production

Inter Window Communication

Search Framework

Search Engine

OPA Administration

Personalization

Process Scheduler

Cube Builder

Application Engine

Documents

Mobile Application Platform

Integration Broker

REN Server Configuration

Setup Manager

MultiChannel Framework

Archive Data

Data Archive Manager

Root > Portal Objects > Navigation Collections > Grading

Structure and Content

* Click the folder label to view the child folders and content references for that folder

* Click the "Edit" link to edit the folder definition

Folders

Personalize | Find | View All | First 1 of 1 Last

Label	Edit	Sequence number
PERC Process	Edit	9

Add Folder

* Click the "Edit" link to edit the content reference definition

Content References

Personalize | Find | View All | First 1-10 of 10 Last

Link	Node Name	Label	Edit	Sequence number	Create Link	Number of links
<input checked="" type="checkbox"/>	HRMS	Create Grade Rosters	Edit	3	Create Link	0
<input checked="" type="checkbox"/>	HRMS	Grade Roster	Edit	4	Create Link	0
<input checked="" type="checkbox"/>	HRMS	Grade Post	Edit	5	Create Link	0
<input checked="" type="checkbox"/>	HRMS	Academic Progress Tracker	Edit	6	Create Link	0
<input checked="" type="checkbox"/>	HRMS	Enrolment Request	Edit	7	Create Link	0
<input checked="" type="checkbox"/>	HRMS	Enrolment	Edit	8	Create Link	0
<input checked="" type="checkbox"/>	HRMS	Grade Change Audit	Edit	10	Create Link	0
<input checked="" type="checkbox"/>	HRMS	VET Results by Term	Edit	11	Create Link	0
<input checked="" type="checkbox"/>	HRMS	VET Grade Roster Report	Edit	12	Create Link	0
<input checked="" type="checkbox"/>	HRMS	ATOM Grade Post	Edit	13	Create Link	0

Add Content Reference Add Content Reference Link

Save

Notify

ADU 9-11 NOVEMBER 2016

GENERAL USABILITY

Environment-wide features

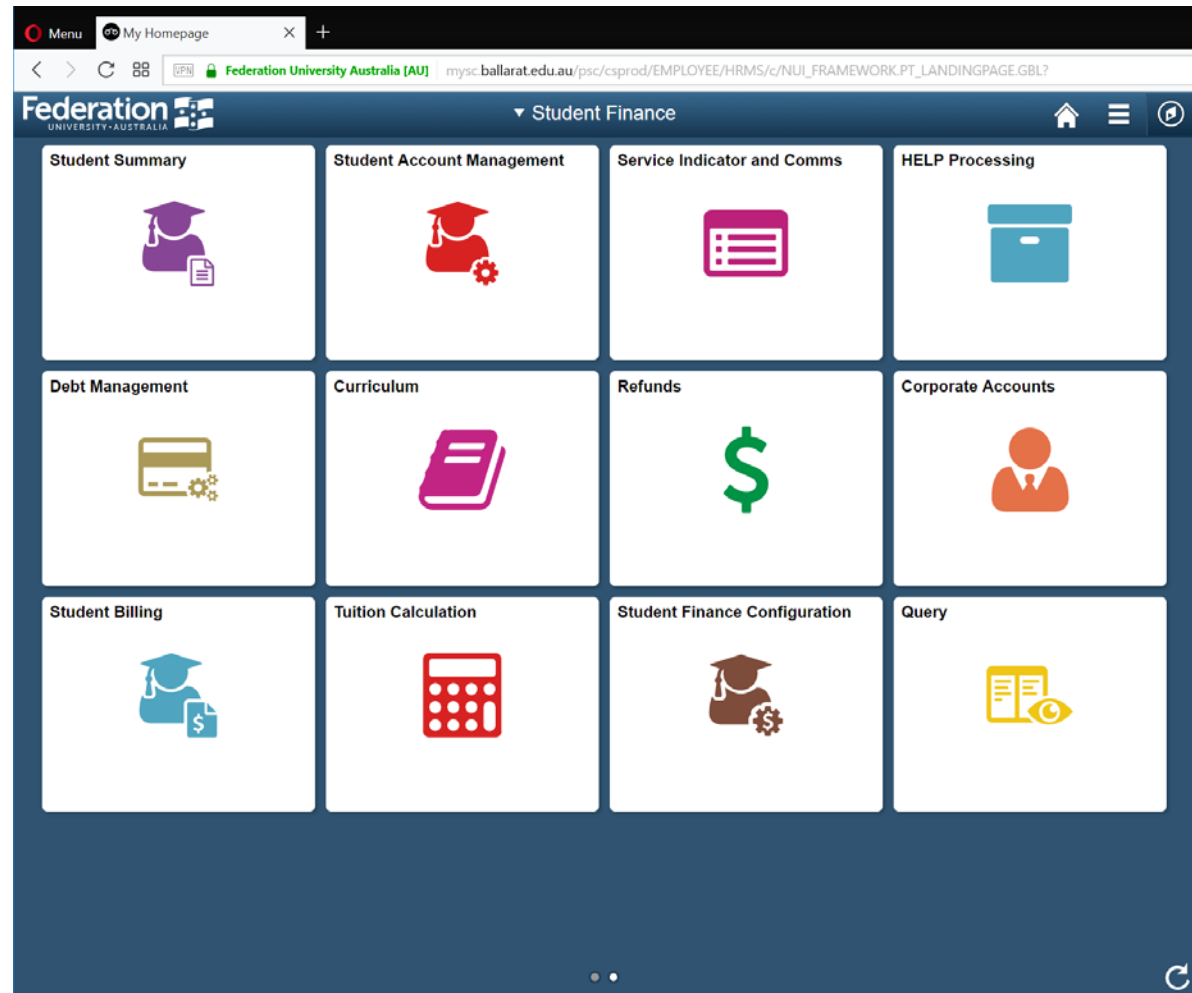
BRANDING

Now largely vanilla

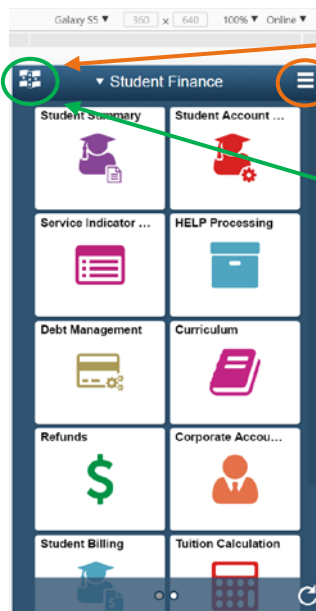
Oracle colour scheme
closely matches FedUni's

Custom header is now
config, not code

Theme – one size fits all



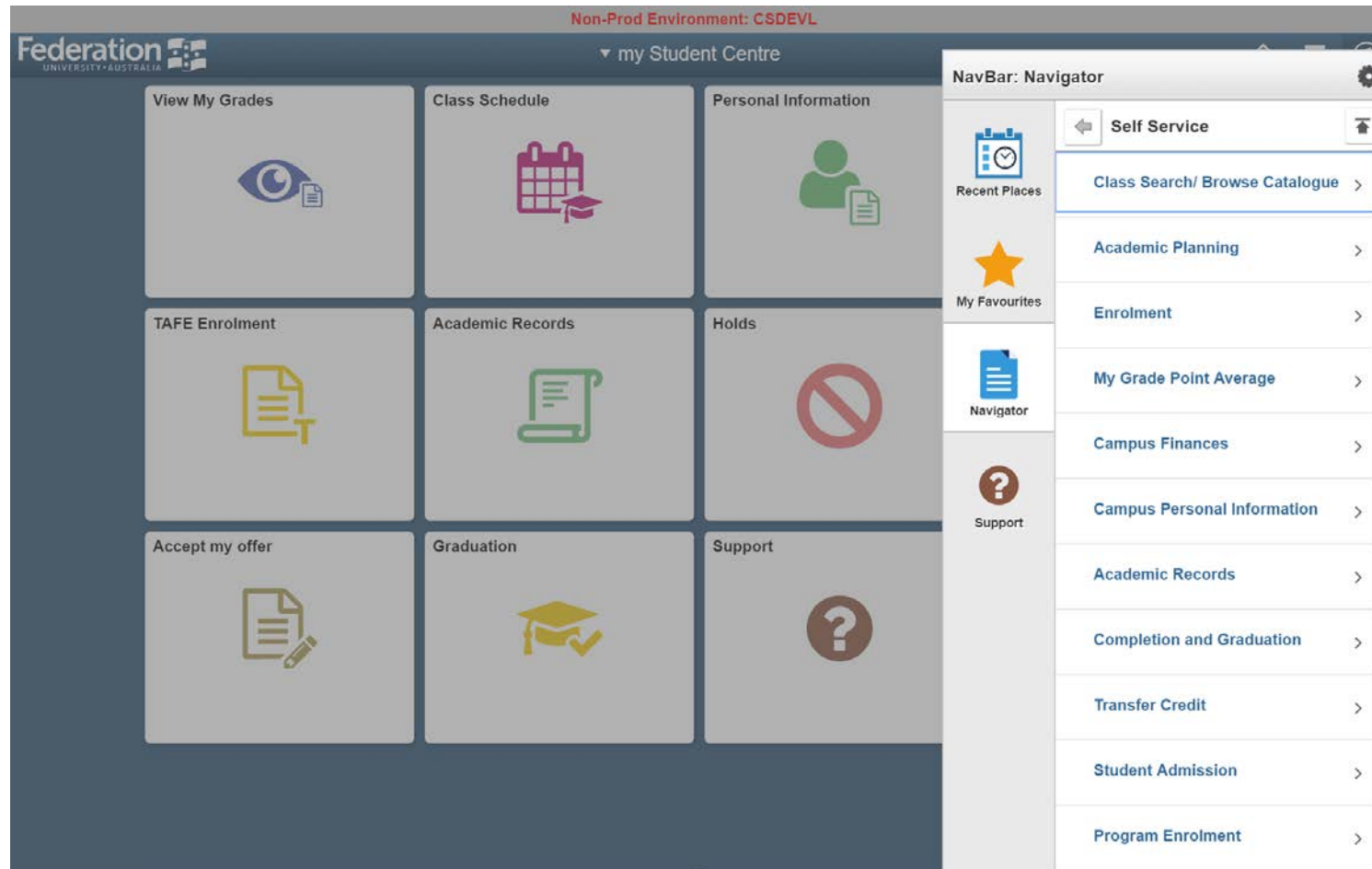
RESPONSIVE DESIGN



- NavBar moves to Action List
- Logo sizing
- Swipe for additional tiles



NAVIGATION





SEARCH

'Fluid' search not yet delivered...

We upgraded PT when SES was nearing end-of-life, and ElasticSearch had not been delivered.

Implemented Verity search for 'classic menu' search behaviour only.

ElasticSearch will be deployed with CS 9.2 upgrade.

WHAT DID WE DO?

- Mainly configuration
- Some customisations...

BRANDING SYSTEM OPTIONS

Non-Prod Environment: CSDEVL

< HTML

Branding System Options

New Window ? H

Menu

PeopleTools

Security

Lifecycle Tools

Utilities

Feeds

Workflow

Portal

Activity Guide

Branding

System Data

Branding System Options

Branding Objects

Theme Macro Set

Pagelet Branding

Component Branding

Define Headers and Footers

Assemble Themes

Assign Themes

Generate Theme Style Sheets

Dashboard

Related Content Service

WebCenter Integration

WorkCenter

Portal Utilities

Pagelet Wizard

OBIEE Setup

Structure and Content

General Settings

Menu Import

Build Registry Search Index

Portal Security Sync

Portal Definitions

Node Definitions

View Menu Security

Branding System Options

*Default Branding Theme UB_THEME_FLUID

Default Custom Tabs

Classic Components

Specify the default style sheet and additional style sheets and JavaScript files for classic components, navigation collections, homepage tabs and content reference templates.

*Theme Style Type Swan (PT8.52 default)

*Default Style Sheet Name PSSTYLEDEF_SWAN

Additional Style Sheet Objects

Select a row in the grid and then use the Move Up or Move Down buttons to change the row's order in the list.

Style Sheet Name

Additional JavaScript Objects

Select a row in the grid and then use the Move Up or Move Down buttons to change the row's order in the list.

JavaScript Name

Fluid Components

Specify the default style sheet for fluid components.

Default Style Sheet Name

ASSEMBLE THEMES

Non-Prod Environment: CSDEVL

Branding System Options Assemble Themes

Menu

- Branding
 - System Data
 - Branding System Options
 - Branding Objects
 - Theme Macro Set
 - Pagelet Branding
 - Component Branding
 - Define Headers and Footers
 - Assemble Themes
 - Assign Themes
 - Generate Theme Style Sheets
- Dashboard
- Related Content Service
- WebCenter Integration
- WorkCenter
- Portal Utilities
- Pagelet Wizard
- OBIEE Setup
- Structure and Content
 - General Settings
 - Menu Import
 - Build Registry Search
- Index
- Portal Security Sync
- Portal Definitions
- Node Definitions
- View Menu Security
- View Menu Folder
- Structure
 - Tile Wizard
 - View Menu Item Detail
 - WSRP Consumption
 - WSRP Production
- Inter Window Communication
- Search Framework
- Search Engine
- OPA Administration
- Personalization
- Process Scheduler
- Cube Builder
- Application Engine
- Documents
- Mobile Application Platform
- Integration Broker
- REN Server Configuration
- Setup Manager

Assemble Themes

Specify the properties of branding theme. All style sheets should be available locally in every system, except those marked for a specific node only.

Name UB_THEME_FLUID Save As

*Description Default Theme - Fluid Header

Description Fluid Header for classic pages.

Owner ID PPT PeopleTools

*Homepage Header UB_HEADER_FLUID Default Header - Fluid

Homepage Footer DEFAULT_FOOTER Default Footer

Target Page Header

Macro Set UB_DEFAULT_MACROSET_855

Classic Components

Theme Style Sheet UB_BRAND_CLASSIC_TEMPL_FLUID Classic-Theme Style Sheet

Skin Style Sheets

Name	Description
1	

Fluid Components

Theme Style Sheet Mappings

Node	Style Sheet	Theme Style Sheet	Active
1			<input type="checkbox"/>

Add Theme Style Sheet Mapping

Global Override Style Sheet UB_BRAND_FLUID_TEMPLATE Fluid Branding Style Sheet

Save Return to Search Add Update/Display

Homepage header

Macro Set (custom images)

Style Sheets

THEME MACRO SET

Non-Prod Environment: CSDEVL

< Macro Set

Menu

- Branding
 - System Data
 - Branding System Options
 - Branding Objects
 - Theme Macro Set**
 - Pagelet Branding
 - Component Branding
 - Define Headers and Footers
 - Assemble Themes
 - Assign Themes
 - Generate Theme Style Sheets
- Dashboard
- Related Content Service
- WebCenter Integration
- WorkCenter
- Portal Utilities
- Pagelet Wizard
- OBIEE Setup
- Structure and Content
 - General Settings
 - Menu Import
 - Build Registry Search Index
 - Portal Security Sync
 - Portal Definitions
 - Node Definitions
 - View Menu Security
 - View Menu Folder Structure
 - Tile Wizard
 - View Menu Item Detail
 - WSRP Consumption
 - WSRP Production
 - Inter Window Communication
- Search Framework
- Search Engine

Macro

Macro Set

Description

Macro List

	Macro Name	Macro Content	Description
138	PT_LOGO_CSS		Company Logo general image adj
139	PT_LOGO_CSS_SMALL		Company Logo general image adj
140	PT_LOGO_IMAGE_NAME	UB_HDR_LOGO	Company Logo image name for n
141	PT_LOGO_IMAGE_NAME_SMALL	UB_HDR_LOGO_FLAG	Company Logo image name for st
142	PT_LOGO_IMAGE_SIDE_MARGIN	-0.7em	Company Logo left (or right for RT
143	PT_LOGO_IMAGE_SIDE_MARGIN_SMALL	-0.7em	Company Logo left (or right for RT
144	PT_LOGO_TOP_PADDING	0.00em	Company Logo top padding for nc
145	PT_LOGO_TOP_PADDING_SMALL	0	Company Logo top padding for sn
146	PT_PANEL_TAB_RC_IMAGE	PT_RC_PANELBUTTON_ICON	Panel Tab Related Content image
147	PT_PANEL_TAB_RC_IMAGE_CSS		Panel Tab Related Content image

Save Notify

Personalize | Find | View 100

CUSTOM IMAGES

Non-Prod Environment: CSDEVL

Macro Image objects

Menu






- PeopleTools
- Security
- Lifecycle Tools
- Utilities
- Feeds
- Workflow
- Portal
- Activity Guide
- Branding
 - System Data
 - Branding System
 - Options
 - Branding Objects
 - Theme Macro Set
 - Pagelet Branding
 - Component Branding
 - Define Headers and Footers
 - Assemble Themes
 - Assign Themes
 - Generate Theme Style Sheets
- Dashboard
- Related Content Service
- WebCenter Integration
- WorkCenter
- Portal Utilities
- Pagelet Wizard
- OBIEE Setup
- Structure and Content
- General Settings
- Menu Import
- Build Registry Search Index
- Portal Security Sync
- Portal Definitions

HTML JavaScript Style Sheet Image

Image objects

Image objects uploaded through this page are listed below.

[Upload Image Object](#)

Image Objects							Personalize	Find	First	1-63 of 63	Last
	Name	Description	Modified	Modified By	Image	Size (WxH)					
1	UB_HDR_LOGO	UB SVG Header Image	26/11/2016	UB_SUPERUSER		174 x 32	Edit	Delete			
2	UB_HDR_LOGO_FLAG	UB SVG Logo Flag	28/11/2016	MSUTHERLAND		25 x 25	Edit	Delete			
3	UB_TILE_ARROWDOWN	Tile - Arrow Down Green	26/11/2016	MSUTHERLAND		80 x 80	Edit	Delete			
4	UB_TILE_BOOK	Tile - Book Mauve	26/11/2016	MSUTHERLAND		80 x 80	Edit	Delete			
5	UB_TILE_CALCULATOR	Tile - Calculator Red	26/11/2016	MSUTHERLAND		80 x 80	Edit	Delete			

BRANDING — NON-PROD ENVIRONMENTS

Non-Prod Environment: CSDEVL

Macro

Menu

- PeopleTools
- Security
- Lifecycle Tools
- Utilities
- Feeds
- Workflow
- Portal
- Activity Guide
- Branding
 - System Data
 - Branding System Options
 - Branding Objects
 - Theme Macro Set
 - Pagelet Branding
 - Component Branding
 - Define Headers and Footers
 - Assemble Themes
 - Assign Themes
 - Generate Theme Style Sheets
- Dashboard
- Related Content Service
- WebCenter Integration
- WorkCenter
- Portal Utilities
- Pagelet Wizard
- OBIEE Setup
- Structure and Content
- General Settings
- Menu Import
- Build Registry Search Index
- Portal Security Sync
- Portal Definitions
- Node Definitions

JavaScript objects

JavaScript objects uploaded through this page are listed below.

[Upload JavaScript Object](#)

	Name	Description	Uploaded
1	UB_FL_BOOTSTRAP_JS	FedUni Bootstrap Javascripts	12/01/2016
2	UB_FL_DBNAME_JS	FedUni Database Names	12/01/2016
3	UB_REQUIRE_CFG_JS	FedUni Custom Javascripts	12/01/2016

[HTML](#) | [JavaScript](#) | [Style Sheet](#) | [Image](#)

View Branding Object

View JavaScript Object

Object Details

Object Name: UB_FL_DBNAME_JS **Description:** FedUni Database Names

```
require(["jQuery"], function (JetUBJQ) {  
    var jq1 = JetUBJQ;  
  
    //% Display Database Name using jQuery once the document is ready;  
  
    //% if (window.self == window.top){  
    jq1(document).ready(function(){  
  
        //% Make sure we are only adding the div once;  
        if ( jq1("#ubdbnamecontainer").length === 0 ) {  
  
            //% Add div to display DB Name;  
            jq1( "#PT_HEADER, #ptbr_header_container").prepend( "<div id='ubdbnamecontainer' align='center'><span id='ubdbname'>Non-Prod Environment: %dbname </span></div>" );  
  
            //% <a href='#' id='ubdbnamehide'>Hide</a> - deleted between /span and /div  
  
            //% Add jQuery to hide the DB Name when the 'Hide' link is clicked;  
            jq1("#ubdbnamehide").click(function(){  
                jq1("#ubdbnamecontainer").hide();  
            });  
        }  
    });  
    //% }  
});
```

BRANDING — NON-PROD ENVIRONMENTS

Non-Prod Environment: CSDEVL

System Support

Style Sheet Objects

Menu

- PeopleTools
- Security
- Lifecycle Tools
- Utilities
- Feeds
- Workflow
- Portal
- Activity Guide
- Branding
 - System Data
 - Branding System Options
 - Branding Objects
 - Theme Macro Set
 - Pagelet Branding
 - Component Branding
 - Define Headers and Footers
 - Assemble Themes
 - Assign Themes
 - Generate Theme Style Sheets
- Dashboard
- Related Content Service
- WebCenter Integration
- WorkCenter
- Portal Utilities
- Pagelet Wizard
- OBIEE Setup
- Structure and Content
 - General Settings
 - Menu Import
 - Build Registry Search Index
- Portal Security Sync
- Portal Definitions
- Node Definitions
- View Menu Security

Style Sheet Objects

Style Sheet objects uploaded through this page are listed below.

[Upload Style Sheet object](#)

	Name	Description
1	UB_BRAND_CLASSIC_TEMPL_FLUID	Classic-Theme Style Sheet
2	UB_BRAND_FLUID_TEMPLATE	Fluid Branding Style Sheet

[HTML](#) | [JavaScript](#) | [Style Sheet](#) | [Image](#)

View Branding Object

```
%BP(transform:%PT_PANEL_TAB_SIDE1_IMAGE_TRANSFORM);

%PT_PANEL_TAB_SIDE1_IMAGE_CSS /* other image adjustments as necessary */
}

/* Side2 (Default) */
.pst_panel-side2:not(.pst_panel-systemrc) .ps_box-button.pst_panel-button .ps-button:before
{
content:url(%image(%PT_PANEL_TAB_SIDE2_IMAGE));
padding-top:%PT_PANEL_TAB_SIDE2_IMAGE_PADDINGTOP;
%BP(transform:%PT_PANEL_TAB_SIDE2_IMAGE_TRANSFORM);

%PT_PANEL_TAB_SIDE2_IMAGE_CSS /* other image adjustments as necessary */
}

/* Side2 - Related Content Specific */
.pst_panel-side2.pst_panel-systemrc .ps_box-button.pst_panel-button .ps-button:before
{
content:url(%image(%PT_PANEL_TAB_RC_IMAGE));
padding-top:%PT_PANEL_TAB_RC_IMAGE_PADDINGTOP;
%BP(transform:%PT_PANEL_TAB_RC_IMAGE_TRANSFORM);

%PT_PANEL_TAB_RC_IMAGE_CSS /* other image adjustments as necessary */
}

/* UB_WI_10545 Fluid - Display DBName for non-Prod environments */
#ubdbnamecontainer {
height: 28px;
background-color: rgb(204,204,204);
}
#ubdbname {
color: rgba(255,0,0,1);
line-height: 28px;
font-weight: bold;
padding-right: 10px;
}
```

[Close Window](#)

FLUID AND CLASSIC TOGETHER

Non-Prod Environment: CSDEVL

< my Student Centre Campus Finances ? Help

Account Inquiry

Online Invoice

Make a Payment

Online CAN

Commonwealth Requirements

Rhiannon

go to ...

Account Inquiry Electronic Payments/Purchases

summary activity can charges due payments

Account Summary

You owe 3,585.00. For the breakdown, access [Charges Due](#)

- Due Now 3,585.00
- Future Due 0.00

** You have a past due balance of 3,585.00. **

What I Owe

Term	Outstanding Charges & Deposits	Total Due
Semester 2 2017	3,585.00	3,585.00
Total	3,585.00	3,585.00

Currency used is Australian Dollar.

MAKE A PAYMENT

Remittance Addresses

Account Inquiry Electronic Payments/Purchases

Summary Activity Can Charges Due Payments

go to ...

CONCLUDING THOUGHTS



RECAP - WHAT DID WE DO?

Enabled Fluid navigation in CS 9.0 by leveraging PT8.55

Deployed targeted Homepages, Tiles and Navigation Collections for users based on their functions

Leveraged delivered branding features and reduced branding customisations

Delivered a more intuitive, modern, seamless user experience!



TIPS...

- Web design is not a natural skillset for most PeopleSoft developers. Lean on your web teams!
- Spend time on the design of Homepage structures and Tile content
- Web browser emulators are great for testing – Chrome and Opera recommended
- Use the community!! Blogs from gurus...
 - pe0ples0ft.blogspot.com.au – Sasank Vemana (Branding)
 - jimpsj.blogspot.com – Jim Marion (JavaScript solutions)
 - psffdt.com – Sandeep Bhardwaj (Elastic Search)
 - psadmin.io – Dan Iverson and Kyle Benson (Sys admin, PUM, DPK)

PRESENTER

Nick Balkin

Student & Research Solutions
team lead

n.balkin@federation.edu.au



**ALL ALLIANCE PRESENTATIONS WILL BE AVAILABLE FOR
DOWNLOAD FROM THE CONFERENCE SITE**



THANK YOU!



ADU 8-10 NOVEMBER 2017