

Campus Solutions Update & Roadmap

**Alliance Down Under
8 November 2017**

Gary Allen
Oracle Higher Education

ORACLE®

Agenda

- Oracle Announcements
- Campus Solutions 9.2 Overview
- CS 9.2 Upgrade Successes
- CS 9.2 New Delivered Enhancements
- PeopleTools 8.56
- CS 9.2 Roadmap
- CS 9.2 Resources
- Q&A

Safe Harbor Statement

The following is intended to outline our general product direction. It is intended for information purposes only, and may not be incorporated into any contract. It is not a commitment to deliver any material, code, or functionality, and should not be relied upon in making purchasing decisions. The development, release, and timing of any features or functionality described for Oracle's products remains at the sole discretion of Oracle.

New leadership team, new investment and new resources

- **Vivian Wong**
Group Vice President for Higher Ed Development
- Responsible for Higher Education Student Systems development and strategy
- Previous experience in executive roles with Higher Education and Service technology companies
- Graduate of University of Technology, Sydney



Oracle's Modern Student Strategy

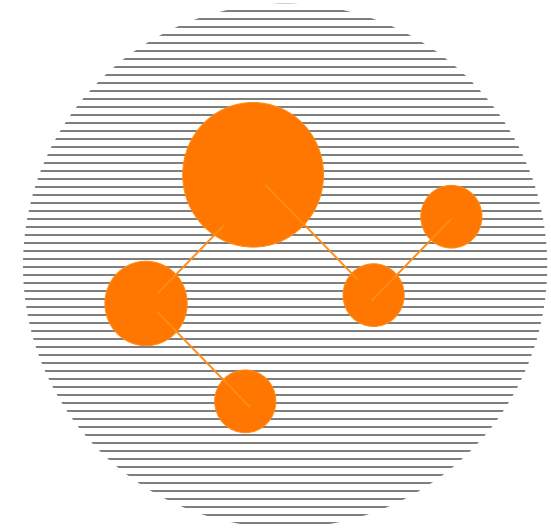
Transforming the Student Experience to Help Every Student Succeed



Student First



Extensible Technology



Practical Path

Oracle Campus Solutions 9.2 Lifetime Support Policy

Oracle continues to invest in customers who are on or moving to CS 9.2

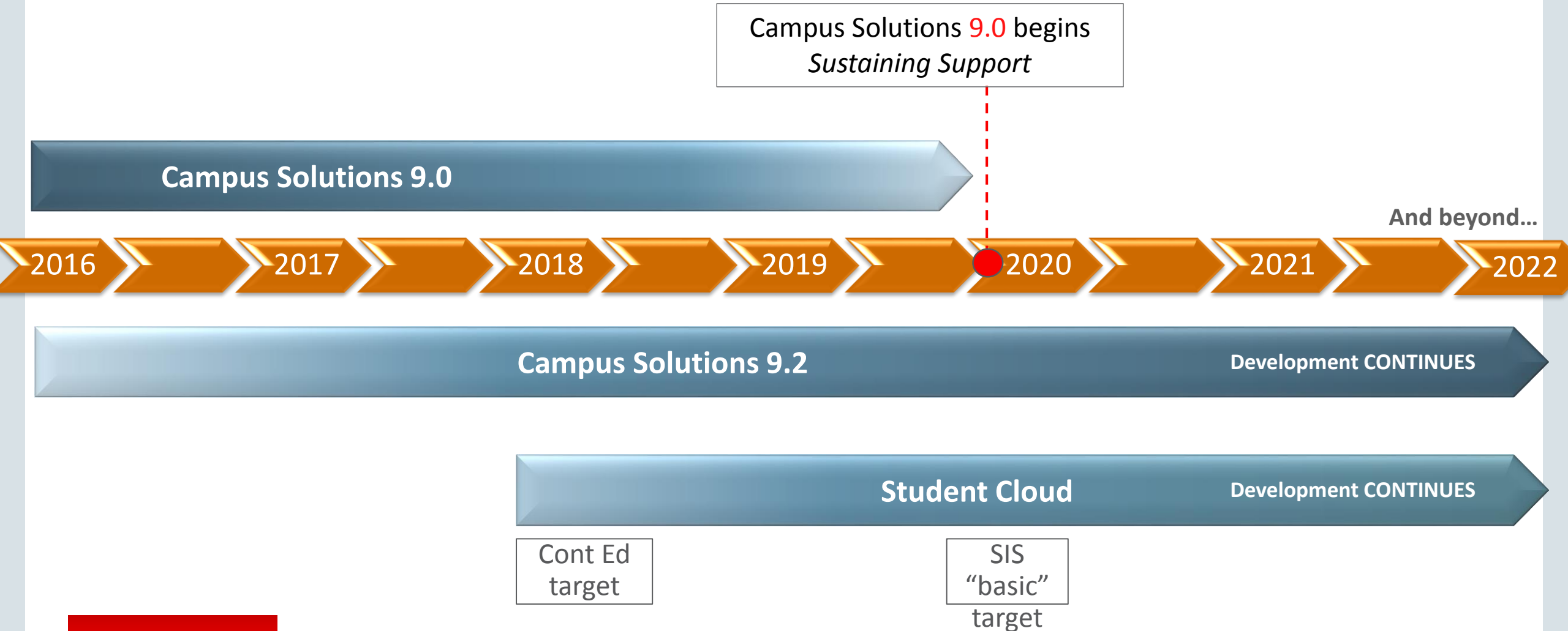
- **There is no “end of life” date for Campus Solutions 9.2**
- Continuous delivery for PS 9.2 applications means that enhancements and updates are provided on the 9.2. codeline
- Premier Support dates are evaluated for update each year

Release	GA Date	Premier Support Ends	Extended Support Ends	Sustaining Support Ends
CRM 9.2	Jun 2013	Jun 2022	Not Available	Indefinite
CS 9.2	Dec 2015	Dec 2027	Not Available	Indefinite
ELM 9.2	Mar 2013	Dec 2027	Not Available	Indefinite
FMS/ESA/SCM 9.2	Mar 2013	Dec 2027	Not Available	Indefinite
HCM 9.2 ²	Mar 2013	Dec 2027	Not Available	Indefinite
Portal Solutions 9.1	Oct 2009	Oct 2022	Not Available	Indefinite

Available at:
Oracle Lifetime Support Policy for Oracle Applications Guide
(<http://www.oracle.com/us/support/library/lifetime-support-applications-069216.pdf>)

Oracle Student Products Timeline Summary

Options for your path forward



The Path Forward

**Standardize processes and
eliminate customizations**
to achieve operational
efficiencies

Upgrade to CS 9.2
to achieve modern UI
and operational
efficiencies

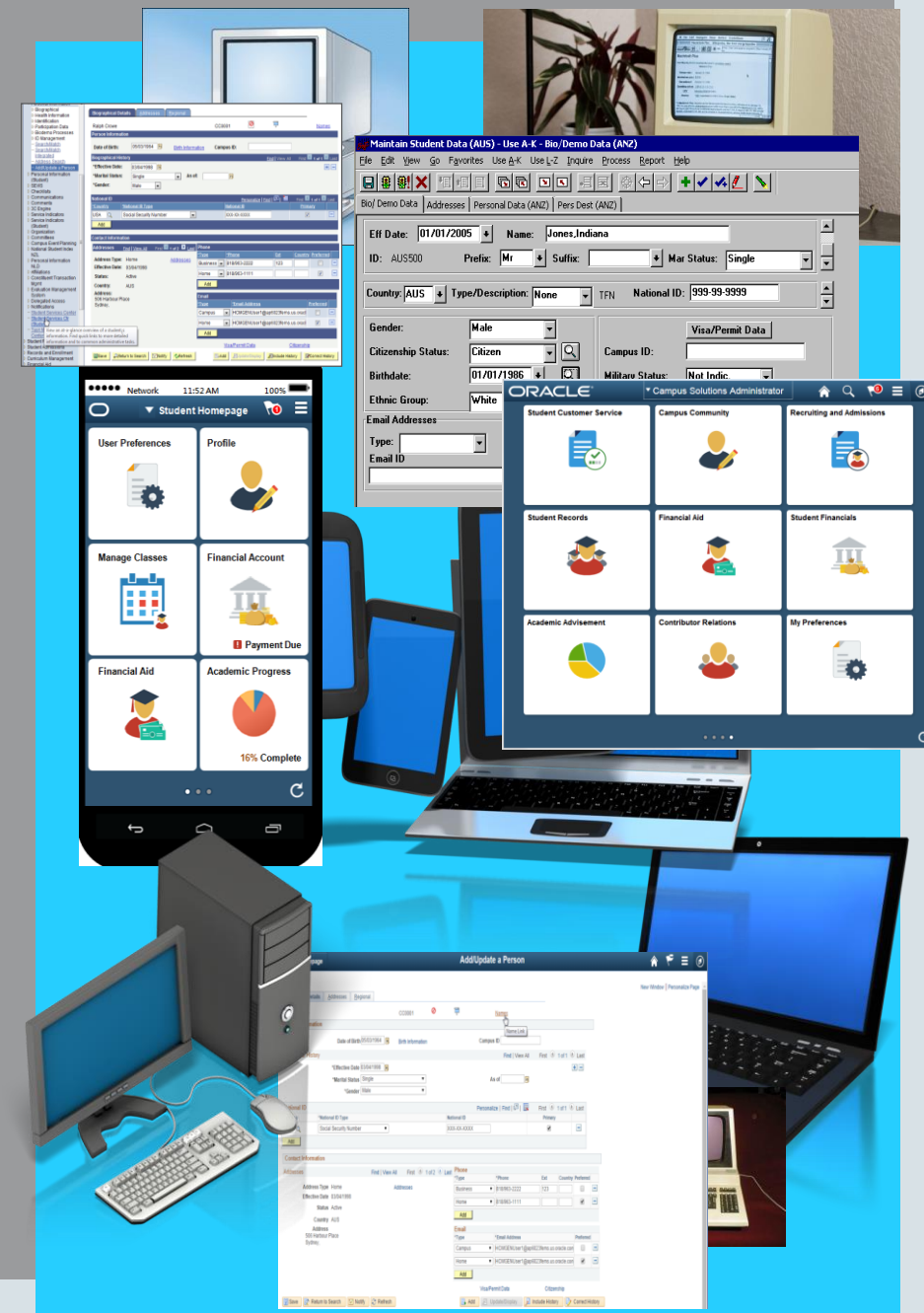
**Adopt supplemental
Cloud solutions**
to differentiate and
meet strategic needs

ORACLE®


PEOPLESOFT CAMPUS SOLUTIONS

Campus Solutions 9.2 Upgrade

ORACLE®



50+ Customers Live on CS 9.2



CS 9.2 Upgrade Success



“The smoothest and easiest upgrade we have done so far.”

Kristin Humphreys
Manager, Student Systems


- Over 27,000 students on three campuses
- Technical upgrade completed in 5.5 months
- Heavily customized environment
- “Functional” upgrade now under way to eliminate customizations and implement new features

CS 9.2 Upgrade Success – UW Green Bay



- Lessons learned/recommendations
 - Create a separate testing area (get people out of their offices).
 - Make sure to have end-user support for testing and upgrade window.
 - Learn PUM – update process will be very different going forward.
- The upgrade took approx. 8 months
- 9 technical staff members and 12+ functional/testing staff (no consultants)
- Disruptions were managed by good communication with functional staff and choosing a good upgrade window
- CEMLI report showed less than 24% customized
- Testing took 3-4 months with 3 passes
- Went live with Fluid homepage for all staff and routed students and faculty to classic homepage.
- Going forward – campus User Group will meet to decide what fluid pages to roll out to students and faculty.

CS 9.2 Upgrade Success – KCTCS



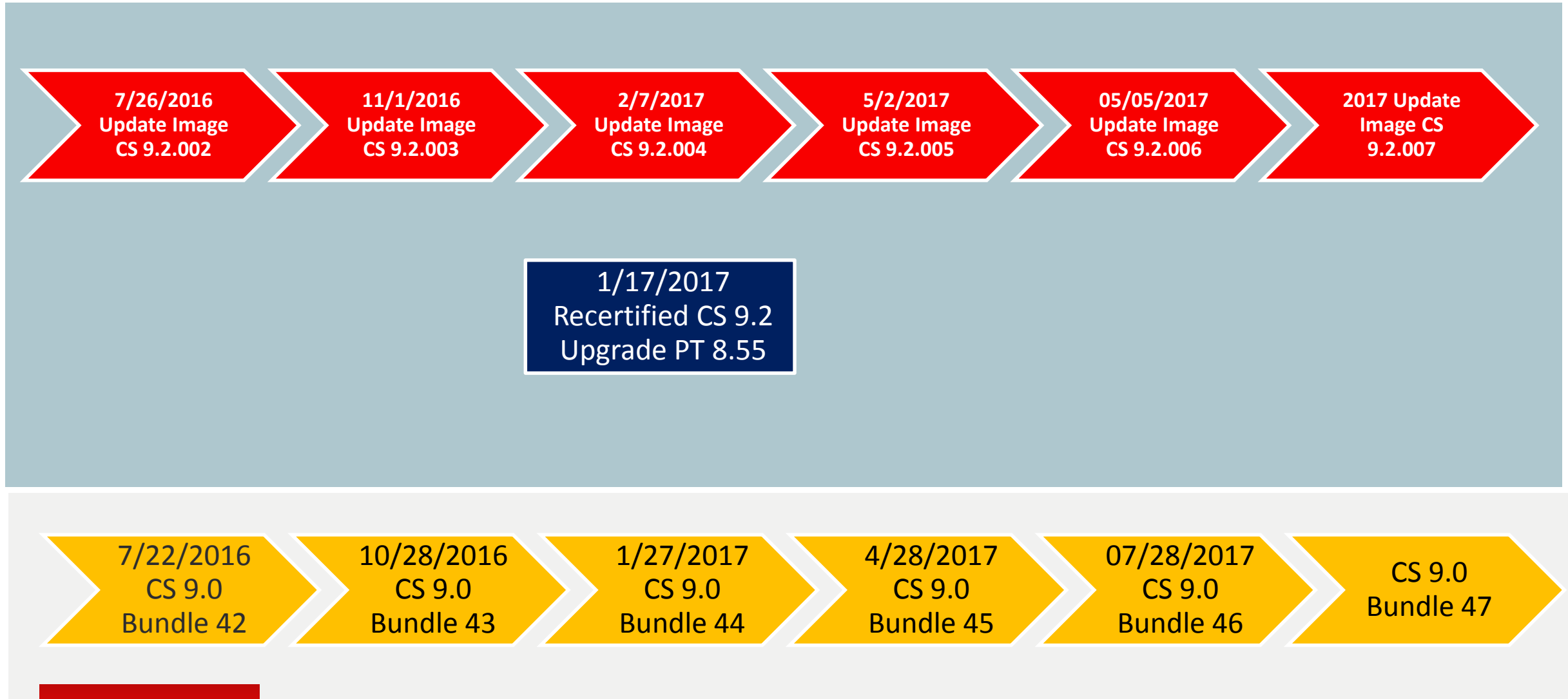
- Lessons learned/recommendations
 - The change management of project team members on fluid user interface took much longer than expected
 - “Bootcamp” for project team members on fluid user interface in the beginning phase or prior to the upgrade
 - Engage a full-time project manager and dedicated personnel for the duration of the upgrade.
 - More testing
- The upgrade started in October 2016 and completed on July 2, 2017; 16 colleges, 70 campuses live on CS 9.2
- Technical – 4, functional – 10, 1.5 technical consultant, partner lab
- Customization varies by functional areas. Converting classic pages to fluid pages was time consuming.
- Testing took 6 months
- Next steps:
 - Student access: Deploy additional delivered fluid user interfaces.
 - Administrative access: Create/deploy navigation collections

Campus Solutions 9.2 Upgrade

Plan and Prepare: What you need to know

- Re-Certified CS 9.2 Upgrade Source Image 9.2.001 posted January, 2017
 - Requires minimum CS 9.0, Bundle #34, HCM Bundle #25 and PeopleTools 8.54 or higher before commencing their recertified upgrade.
 - Upgrading to CS 9.2 will take customers to the equivalent of CS 9.2 PUM Image 3 (~= CS 9.0 Bundle 43) and PeopleTools 8.55.10
- Using a certified upgrade ensures that your upgrade is predictable and successful
- Upgrade images are to be used for upgrade activity only!

Campus Solutions Upgrade, PUM Images, Bundles



Activity Guides

- Abundant uses cases for step-by-step sequences for students and applicants
- CS Activity Guides are used in:
 - Admissions applications by applicants
 - Student Financials: Make a Payment
 - Enrolling in classes, swapping classes, dropping classes
 - Campus Community Tasks
- 8 delivered templates accessible in a delivered Task Mgt WorkCenter
- CS Advisory Groups asking for more!

The image displays three overlapping screenshots of Oracle activity guides. The top screenshot is titled 'Registration 2016' and shows 'Step 1 of 7: Introduction'. It includes a sidebar with steps 1 through 6, where step 1 is 'Introduction' (Visited) and steps 2 through 6 are 'Contact Details', 'Addresses', 'Emergency Contacts', 'Academic Regulations', and 'Financial Agreements' (all 'Not Started'). The main content area provides instructions for completing the registration task and lists career information: Career (Undergraduate), Program (Liberal Arts Undergraduate), Plan (English (BA)), Campus (Walnut Creek Campus), Load (Full-Time), and Year (01 - First Year). A 'Confirm' button is in the top right.

The middle screenshot is titled 'Accept Offer' and shows 'Step 1 of 3'. The sidebar lists steps 1 through 3, all 'Not Started'. The main content area is partially obscured by the other screenshots.

The bottom screenshot is titled 'Make a Payment' and shows 'Step 2 of 6: Specify Payment Amount'. The sidebar lists steps 1 through 6, where step 1 is 'Select Payment Method' (Complete) and steps 2 through 6 are 'Specify Payment Amount' (In Progress), 'Confirm Payment Amount' (Not Started), 'Third Party Page' (Not Started), 'Submit Payment' (Not Started), and 'Payment Result' (Not Started). The main content area includes instructions for specifying the payment amount and a table titled 'What I Owe'.

Description	Outstanding Charges	Pending Financial Aid	Remaining Balance	Payment Amount
Enrollment Deposit due on 09/01/2016	750.00	0.00	750.00	750.00
- Graduate Liberal Arts Programs				

Campus Solutions and Approvals

- Applications now includes a Requests menu item
- Requests can be deployed to applicants as necessary
- In this use case an admitted applicant selects to defer to a future admission term
- Pending status for request appears

The screenshot displays the 'Requests' section of an applicant's homepage. The sidebar on the left contains two menu items: 'Application Status' and 'Requests', which is currently selected and shows a notification badge with the number '1'. The main content area features a 'Make a Request' button at the top. Below it is a table with the following data:

Request	Request Number	Status	Submitted
Application Deferral Request	1005	Pending	08/09/2017

Campus Solutions and Fluid Approvals

Fluid Approvals, Page Composer

For Administrators

- Delivered a page for each request type
- Of course customers will want to update
- Delivered objects for Page Composer
- Drag and Drop changes are immediate!

The screenshot displays the 'Deferral Request' page for user Oksana Oribe (ADFLD0015). The page includes a header with navigation icons and a title bar. Below the header, there are buttons for 'Approve' and 'Deny'. The main content area is divided into sections: 'Application Details' and 'Proposed Changes'. The 'Application Details' section lists information such as Institution (PeopleSoft University), Program (Liberal Arts Undergraduate), Academic Career (Undergraduate), Admit Term (2018 Fall), Application Program Nbr (0), and Current Status (Admit). The 'Proposed Changes' section, highlighted with a red box, shows 'Defer To Term' as '2019 Fall' and 'Current Status' as 'Admit'. There are also links for 'View Attachment' and 'View Application'. At the bottom, there are fields for 'Approver Comments' and 'Approval Chain'.

Managing AA Notes Access: By User and by Note Category

<

Campus Solutions Administrator

Note Category User Access

New Window | Personalize Page

Note Category User Access

Copy to User ID

Academic Institution PSUNV
Empl ID AA0002

PeopleSoft University
Acosta,Paul

User Access

Personalize | Find | View All | |

First 1-4 of 4 Last

Note Category	Description	View	Update	Create	View All	Update All	Super User	
1 CAREER	Career Counselling	<input type="checkbox"/>	<input type="checkbox"/>	<input type="checkbox"/>	<input type="checkbox"/>	<input type="checkbox"/>	<input type="checkbox"/>	
2 U01CRE		<input type="checkbox"/>	<input type="checkbox"/>	<input checked="" type="checkbox"/>	<input type="checkbox"/>	<input type="checkbox"/>	<input type="checkbox"/>	
3 U02VW		<input checked="" type="checkbox"/>	<input type="checkbox"/>	<input type="checkbox"/>	<input type="checkbox"/>	<input type="checkbox"/>	<input type="checkbox"/>	
4 U03VWA		<input type="checkbox"/>	<input type="checkbox"/>	<input type="checkbox"/>	<input checked="" type="checkbox"/>	<input type="checkbox"/>	<input type="checkbox"/>	

Inherited Role Based Access

Personalize | Find | View All | |

First 1-3 of 3 Last

Note Category	Description	Role Name	Description	View	Update	Create	View All	Update All	Super User
1 R01CRE		CS - Advisor	CS - Advisor	<input type="checkbox"/>	<input type="checkbox"/>	<input checked="" type="checkbox"/>	<input type="checkbox"/>	<input type="checkbox"/>	<input type="checkbox"/>
2 R02VW		CS - Advisor	CS - Advisor	<input checked="" type="checkbox"/>	<input type="checkbox"/>	<input type="checkbox"/>	<input type="checkbox"/>	<input type="checkbox"/>	<input type="checkbox"/>
3 R03VWA		CS - Advisor	CS - Advisor	<input type="checkbox"/>	<input type="checkbox"/>	<input type="checkbox"/>	<input checked="" type="checkbox"/>	<input type="checkbox"/>	<input type="checkbox"/>

Inherited Permission Based Access

Personalize | Find | View All | |

First 1-2 of 2 Last

Note Category	Description	Permission List	Description	View	Update	Create	View All	Update All	Super User
1 P01CRE		HCCPCSSA1010	CS Self Service - Student	<input type="checkbox"/>	<input type="checkbox"/>	<input checked="" type="checkbox"/>	<input type="checkbox"/>	<input type="checkbox"/>	<input type="checkbox"/>
2 P02VW		HCCPCSSA1010	CS Self Service - Student	<input checked="" type="checkbox"/>	<input type="checkbox"/>	<input type="checkbox"/>	<input type="checkbox"/>	<input type="checkbox"/>	<input type="checkbox"/>

Save

Return to Search

Previous in List

Next in List

Notify

<

Note Category

Note Category Table

New Window | Personalize Page

Note Category

Access Control

Academic Institution PSUNV
Note Category CAREER

PeopleSoft University

Note Category Access

Personalize | Find | View All | |

First 1-2 of 2 Last

Type	*Value	Description	View	Update	Create	View All	Update All	Super User	
1 User	AA0002	Paul Acosta	<input type="checkbox"/>	<input type="checkbox"/>	<input type="checkbox"/>	<input type="checkbox"/>	<input type="checkbox"/>	<input type="checkbox"/>	
2 User	SF0001	Sandra Epstein	<input type="checkbox"/>	<input type="checkbox"/>	<input checked="" type="checkbox"/>	<input checked="" type="checkbox"/>	<input checked="" type="checkbox"/>	<input checked="" type="checkbox"/>	

Save

Return to Search

Notify

Add

Update/Display

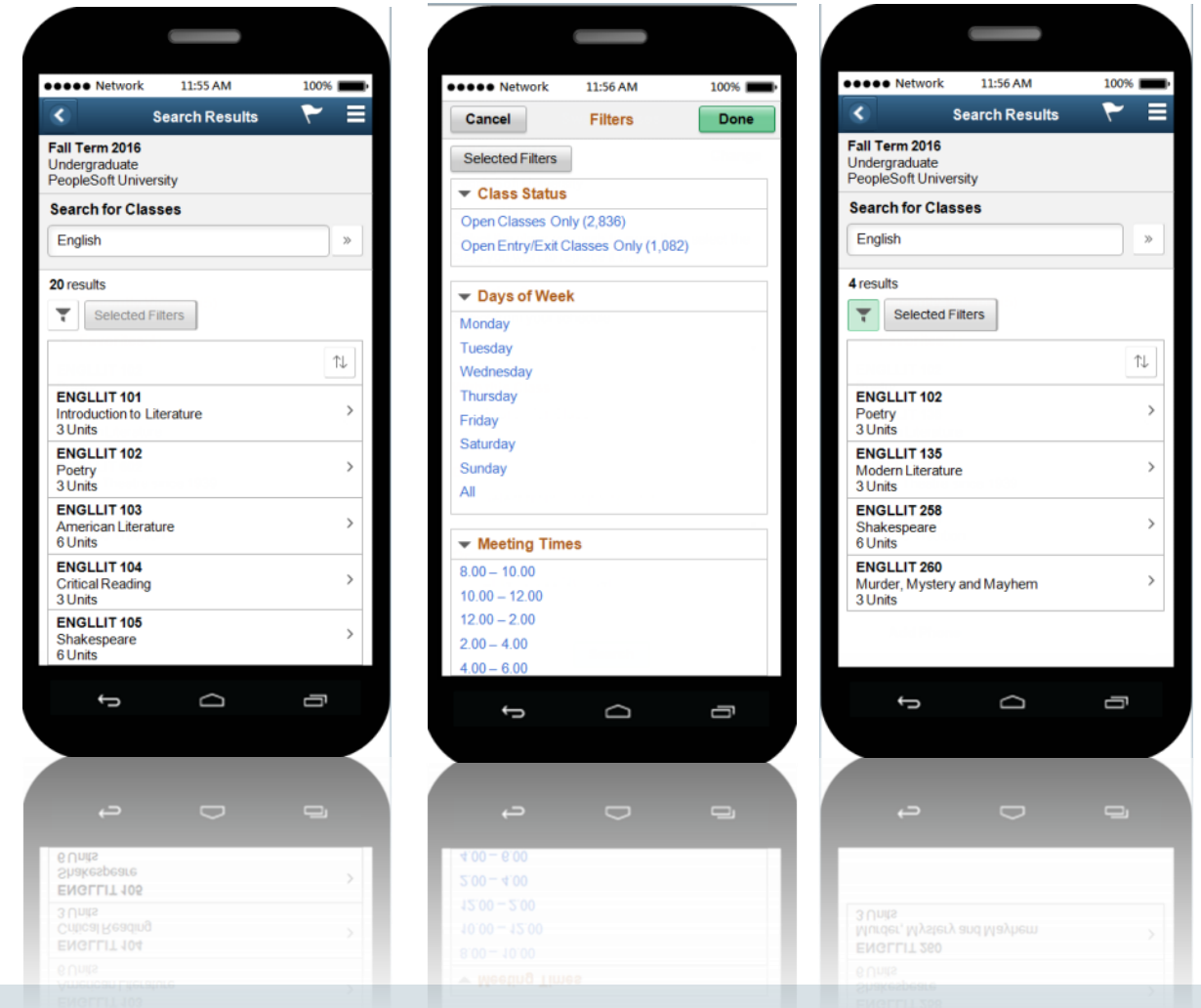
Include History

Correct History

Note Category | Access Control

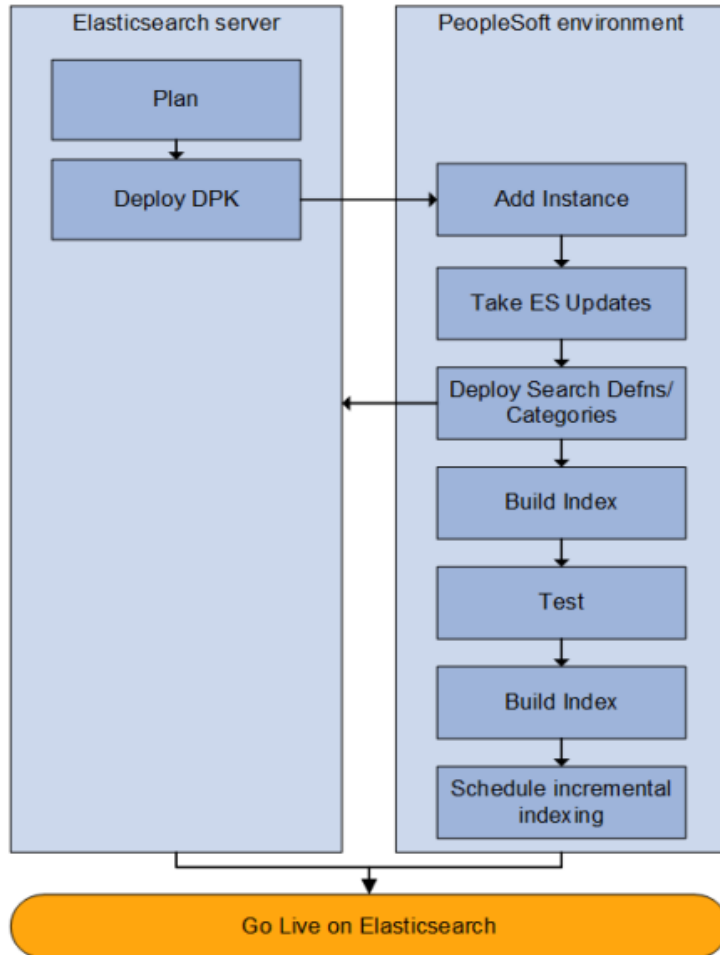
Campus Solutions 9.2 and the PeopleSoft Search Framework/Elasticsearch

- Campus Solutions 9.2 will be utilizing the PSFT Search Framework to perform Class Search, Browse Catalog
 - Setup Pages and Management Utilities **Delivered**
- Campus Solutions 9.2 utilizes the Elasticsearch engine for Class Search, Browse Catalog
 - Requires PeopleTools 8.55.12
- Peoplesoft Search Framework powered by Elasticsearch provides:
 - Modern UI
 - Near real-time searches: Supported by index search and live search against the db
 - Keyword search, Search by Subject and by Instructor
 - Wild card searches
 - Search Results filtered using facets



Elasticsearch and Campus Solutions 9.2

New installation of PeopleSoft 9.2 and Elasticsearch



- Elasticsearch is an open-source search engine used for the PeopleSoft Search Framework for PeopleSoft 9.2 applications.
- Elasticsearch is provided as a deployment package (DPK) that delivers the required Elasticsearch software version, as well as Java-based plug-ins needed for integration with PeopleSoft environments.
- In Campus Solutions, Elasticsearch is used in class search for Fluid, which provides better performance in indexing and results retrieval.
- Note: To use class search in Fluid user interface, make sure you use **PeopleTools 8.55.12** or later.

*For information on how to deploy and configure Elasticsearch to support class search in Fluid, see **PeopleTools 8.55.11 or Higher Elasticsearch Home Page on My Oracle Support (Doc ID 2205540.2)**.*

Elasticsearch: Browse Catalog

[illegible]

New Feature: Configurable Biographic Details

Configurable Biographic Details

The screenshot shows a web interface for a student profile. The top navigation bar includes a 'Student Homepage' link, a 'Profile' title, and icons for home, search, menu, and a user profile. Below the navigation bar, the student's ID 'FJ311' is displayed. A left sidebar contains a list of profile sections: 'Personal Details' (highlighted), 'Contact Details', 'Addresses', 'Emergency Contacts', 'Ethnicity', and 'Privacy Restrictions'. The main content area is divided into two tabs: 'Personal' and 'Biographic' (highlighted). Under the 'Biographic' tab, there are two expandable sections: 'Gender Expression' and 'Demographic Information'. Each section contains a table with 'Field' and 'Value' columns, and a right-pointing arrow for each entry.

Field	Value
Gender	Female
Birth Gender	Female
Gender Identity	Trans Female
Sexual Orientation	Bisexual
Preferred Pronouns	They/them/theirs
Institution Defined Field 1	Institution Defined value A

Field	Value
Military Status	Not indicated
Institution Defined Field 1	No value defined

Configurable Biographic Details – Overview

New Biographic Record

- New SCC_PERS_BIOG record for Gender and Gender Expression related fields
- Also includes 9 generic attribute fields
- Effective dated
- CAF-enabled for any further fields that may be required in back-office

New Pages

- New configurable back-office “Personal” page in Add/Update a Person
- Separate security via Permission lists
- New configurable “Biographic Details” Fluid self-service page
- Also allows some existing fields to be deployed that are not supported in classic self-service (*Marital Status, Military Status, Religious Preference*)
- By default new pages are “turned off” and not displayed until configuration is added

Configurable Biographic Details

Supporting Gender Identity controls

The screenshot shows a web interface for a student profile. The top navigation bar includes 'Student Homepage', 'Profile', and icons for home, search, and menu. The student's ID is 'PU311'. The left sidebar contains links for 'Personal Details', 'Contact Details', 'Addresses', 'Emergency Contacts', 'Ethnicity', and 'Privacy Restrictions'. The main content area has two tabs: 'Personal' and 'Biographic'. The 'Biographic' tab is active, showing 'Biographic Details'. A red circle highlights the 'Gender Expression' section, which contains a table with the following data:

Field	Value	
Gender	Female	>
Birth Gender	Female	>
Gender Identity	Trans Female	>
Sexual Orientation	Bisexual	>
Preferred Pronouns	They/them/theirs	>
Institution Defined Field 1	Institution Defined value A	>

Below this is the 'Demographic Information' section, which contains another table:

Field	Value	
Military Status	Not indicated	>
Institution Defined Field 1	No value defined	>

- Biographic Tab allow you configure fields, field labels, field values for Self Service
 - Gender Identity
 - Sexual Orientation
 - Preferred Pronouns and more...
- Configurable sections to organize data as you wish
- Explanatory information text can be configured and deployed for each data field

Configurable Biographic Details

New Pages and Fields

The screenshot shows a 'Student Homepage' with a 'Profile' section. The 'Biographic' tab is active, displaying a table of biographic details. A modal window titled 'Edit Details' is open, showing a dropdown menu for 'Institution Defined Field 1' with options: 'Institution Defined value A', 'Institution Defined value B', 'Institution Defined value C', 'Institution Defined value NA', and 'Unknown'. A red arrow points from the 'Gender Identity' field in the table to the modal. Another red arrow points from the dropdown menu to a separate window titled 'Institution Defined Field 1' which contains explanatory text.

Field	Value
Gender	Female
Birth Gender	
Gender Identity	*Institution Defined Field 1
Sexual Orientation	
Preferred Pronouns	
Institution Defined Field 1	

Edit Details

Cancel Save

*Institution Defined Field 1

Institution Defined value A
Institution Defined value B
Institution Defined value C
Institution Defined value NA
Unknown

Institution Defined Field 1

You can create up to 9 Biographic Attributes that you can configure and use for capturing data that applies to your institutional needs and use cases.

- Institution defined translate values easily deployed
- New Biographic Details record allows up to 9 Institution Defined fields in 12 sections
- Sequence of appearance is configurable
- Explanatory information Help text configured in text catalog and can include hyperlinks and formatted content

Campus Community Installation

Biographic Fields

Installation Default - CC	Names / Addresses	Extensions	Notification Consumer Admin	Biographic Fields	
Biographic Details					
Field	Include Field	Display Only	Message Set	Message Number	Label
Birth Gender	<input checked="" type="checkbox"/>	<input type="checkbox"/>	14060	300	Birth Gender
Gender Identity	<input checked="" type="checkbox"/>	<input type="checkbox"/>	14060	301	Gender Identity
Other Identity	<input checked="" type="checkbox"/>	<input type="checkbox"/>	14060	302	Other Identity
Preferred Pronouns	<input checked="" type="checkbox"/>	<input type="checkbox"/>	14060	305	Preferred Pronouns
Other Pronouns	<input checked="" type="checkbox"/>	<input type="checkbox"/>	14060	306	Other Pronouns
Sexual Orientation	<input checked="" type="checkbox"/>	<input type="checkbox"/>	14060	303	Sexual Orientation
Other Orientation	<input checked="" type="checkbox"/>	<input type="checkbox"/>	14060	304	Other Orientation
Biographical Attribute 1	<input checked="" type="checkbox"/>	<input type="checkbox"/>	14060	998	First Generation Student
Biographical Attribute 2	<input checked="" type="checkbox"/>	<input type="checkbox"/>	14060	999	Institution Defined Attribute
Biographical Attribute 3	<input type="checkbox"/>	<input type="checkbox"/>			
Biographical Attribute 4	<input type="checkbox"/>	<input type="checkbox"/>			
Biographical Attribute 5	<input type="checkbox"/>	<input type="checkbox"/>			
Biographical Attribute 6	<input type="checkbox"/>	<input type="checkbox"/>			
Biographical Attribute 7	<input type="checkbox"/>	<input type="checkbox"/>			
Biographical Attribute 8	<input type="checkbox"/>	<input type="checkbox"/>			
Biographical Attribute 9	<input type="checkbox"/>	<input type="checkbox"/>			

- Display Only option can be selected to make a particular field read-only even for user with update access to the page.
- All fields labels are configurable using message catalog entries.
- Help text is defined using Text Catalog to allow RTF, URL's etc.

Add/Update a Person

New Personal Page

Biographical Details | Addresses | Regional | **Personal**

Madison Rose PU311

Find | View All First 1 of 1 Last

Effective Date 05/05/2017

Updated By NG Grafton, Kenneth

Birth Gender

Gender Identity

Sexual Orientation

Preferred Pronouns

First Generation Student

Institution Defined Field

- Delivered “turned off”, configuration to select which fields to include
- Separate page secured via permission list
- Effective Date - to track changes
- Updated By – to indicate who updated, i.e. admin or student

Configurable Biographic Details – Summary

Delivered

- Data collection via self-service
- Allow batch import of new Biographic fields via Constituent Transaction Management (CTM)

Planned Features and Enhancements

- Adding Personal page to Add Application, Application Maintenance, Create/Update Prospects
- Adding new Biographic fields to existing FERPA/Privacy records

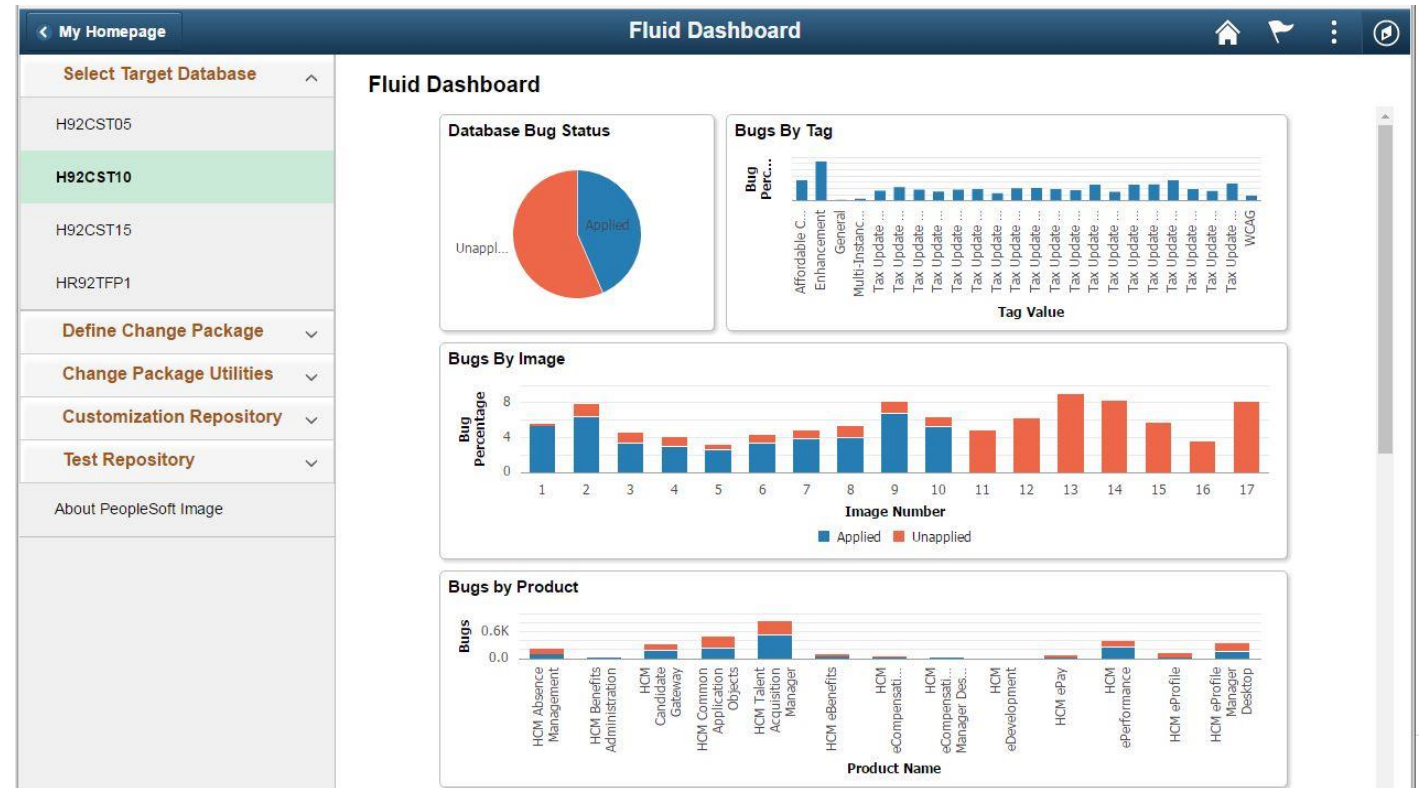
- Enabling Profile pages (including Biographic Details) for Activity Guides
- Awaiting Working Group feedback on further requirements

PeopleTools 8.56

Now Available!

PUM Analytics

- Dashboard
 - Looks similar but the information is different
 - Show an element of scope within the analytics
 - Drive the user interface from the analytic



PeopleSoft Test Framework

- Query Based Testing
 - Perform a query, save the results, and drive the test using data from the query
 - The most requested feature for PTF
 - Optimized for developers
 - Lets testers create single tests that execute many times and are easily portable across different environments
- Testing with Charts
 - Create PTF tests that interact with charts
 - Capture values and compare results

“Classic Plus” and Campus Solutions 9.2 – *Future*

- New style sheet in PT 8.56
- Designed to allow classic pages to mimic look /feel of Fluid
- Minimize visual differences
- Provide unified user interface
- Global “switch” to enable Classic Plus
- Switch at component level to convert component

The screenshot displays the 'Campus Community Collection' interface for 'Campus Solutions Administrator'. The main form is titled 'Add/Update a Person' and shows details for 'Madison Rose' (PU311). The form is organized into several sections:

- Biographical Details:** Includes 'Person Information' with fields for 'Date of Birth' (06/29/1997), 'Birth Information', and 'Campus ID'. Below this is a 'Biographical History' section with a search bar and a table for historical records.
- National ID:** A section with a search bar and a table for national ID records. The table has columns for 'Country', 'National ID Type', 'National ID', and 'Primary'. A record is shown for 'USA' with 'Social Security Number' as the type and '232-32-3232' as the ID.
- Contact Information:** Includes an 'Addresses' section with a search bar and a table for address records. The table has columns for 'Address Type', 'Effective Date', 'Status', 'Country', and 'Address'. A record is shown for 'Home' with '05/27/2016' as the effective date, 'Active' status, 'USA' country, and '1611 Elm St, Johnstown, OH 43031' as the address.
- Phone:** A section with a search bar and a table for phone records. The table has columns for 'Type', 'Phone', 'Ext', 'Country', and 'Preferred'. A record is shown for 'Home' with '901/234-5678' as the phone number.
- Email:** A section with a search bar and a table for email records. The table has columns for 'Type', 'Email Address', and 'Preferred'. Two records are shown: 'Campus' with 'm.rose@psunv.edu' and 'Home' with 'mrose@email.com'.

At the bottom of the form, there are buttons for 'Save', 'Return to Search', 'Notify', 'Refresh', 'Add', 'Update/Display', 'Include History', and 'Correct History'. The footer of the interface shows the navigation bar with links to 'Biographical Details', 'Addresses', 'Regional', 'HESA Student Data', and 'HESA Restricted Data'.



Looking Forward

Campus Solutions Roadmap: Ensuring Value

Planned Features
Subject to Change

Campus Solutions 9.2 Technology Uptake

- Selective Adoption
- PeopleSoft Productivity Tools
 - Activity Guides
 - Pivot Grids
 - Forms, Approvals and Page Composer
 - Workcenters, Dashboards
- Fluid UI Homepages, Tiles, Navigation Collections, etc.
- Advanced Search Technology: PS Search Framework – Elasticsearch

Campus Solutions 9.2 Functional Excellence

- Continued Redesign - Transactions for Students, Applicants
- Complete the End to End Enrollment redesign
- Functional Enhancements, Program Enrollment, Activity Management, Advisement
- Business Continuity Enhancements: Accessibility, Campus Mobile Support, Common Attribute Enablement
- Ongoing regulatory support

Campus Solutions 9.2 Advancing to the Future

- Continued Redesign – All Operational Areas Transactions for Students, Applicants
- Enhanced Administrative Centers
- Integration to Oracle Higher Education Cloud Solutions
- CS and Oracle Public Cloud, PS Cloud Manager
- PT 8.56, 8.57 features adoption
- Functional enhancements – customer guidance

Campus Solutions 9.2: Current Release and Roadmap

Not
Comprehensive
Subject to
Change

Current Release Delivered In 2017

Admissions

- Application Management Fluid Approvals and Page Composer
- Enhanced Accept/Decline Admissions Offers options

Advising

- Real-time Advising Report Generation Enhancements
- Advising Notes Access Control

Campus Community

- Preferred Name for Faculty Centers, Milestones
- Activity Guides: View Student Agreements
- Self Service Fluid To Do List: Addition of Variable Data
- Activity Guides; Biographic data enablement
- Constituent Transaction Management (CTM) Enhancements to accommodate delivered Biographic Profile and Gender ID data

Financial Aid

- Fluid Shopping Sheet
- Large Form Factor Financial Aid Summary

Student Financials

- Student Waivers CAF enabled

Student Records

- Browse Catalog using Elasticsearch
- Fluid Unofficial Transcript Request

Global Regulatory Updates 2016-2017

US FA Regulatory Updates 2016-2017

Next

Admissions

- Update Program Action process enhancements
- Recommender/Referee Support

Advising

- Advisor Report Generation for Multiple Advisees
- Advising Notes: Fluid Self Service

Campus Community

- Common Attribute Framework (CAF) enablement: Residency
- Common Attribute Framework (CAF) enablement;;Organization Tables: Contacts, Locations, Departments.
- Preferred Name Display updates: Activity Management Workcenter
- Continued Accessibility Enhancements

Financial Aid

- Award Sequencing Enhancement
- Allow the Pop Update using data from Pop Select query

Student Financials

- Official Transcript Ordering and Payment

Student Records

- Fluid – Request for Official Transcripts
- Fluid – Request for Enrollment Verification

Global Regulatory Updates 2017-2018

US FA Regulatory Updates 2017-2018

Future

Admissions

- Administrative Applicants Services Center

Advising

- Updated design for Advisor Center
- Managing Advisor Assignments with Population Selection
- Enhance Fluid Academic Progress Summary to Calculate by Course Count or Units

Campus Community

- Enhanced Data Privacy Controls
- CS Data Integration to Marketing Cloud

Contributor Relations

- Enhanced Organization Profiles

Financial Aid

- Exit Counseling Enhancements
- Loan Type Inactivation

Student Financials

- Upgrade SF Worklists to AWE
- Collections Workcenter

Student Records

- Program Enrollment Program Transfer
- Import/export XML formatted data
- Enrollment Prevention: Exceeding Facility Capacity
- Grade Roster Update: Last Date of Attendance Date

Cross Product Business Continuity

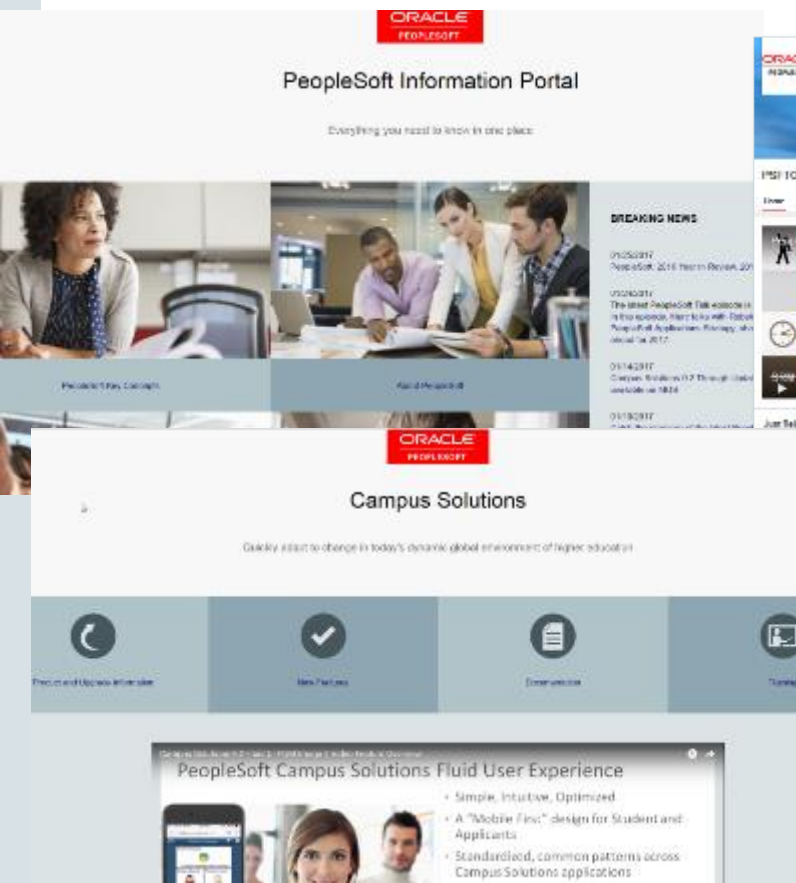
- Continued Common Attribute Framework (CAF) enablement: Instructor -Advisor Table.
- PeopleTools 8.56 Classic Plus; Priority Components
- Priority targeted Fluid self service pages
- Continued Accessibility Enhancements

Get Connected and Stay Informed

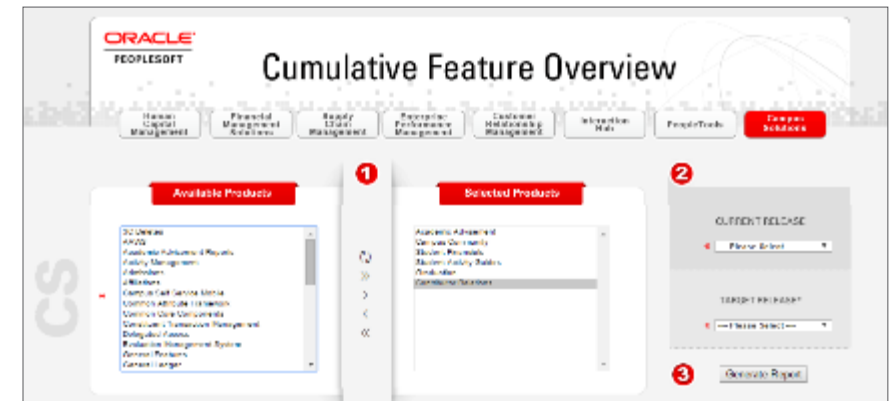
Key PeopleSoft Information Sources

PeopleSoft
Campus Solutions
Information Portal

PeopleSoft Campus Solutions
Video Feature Overviews and PeopleSoft
Talks

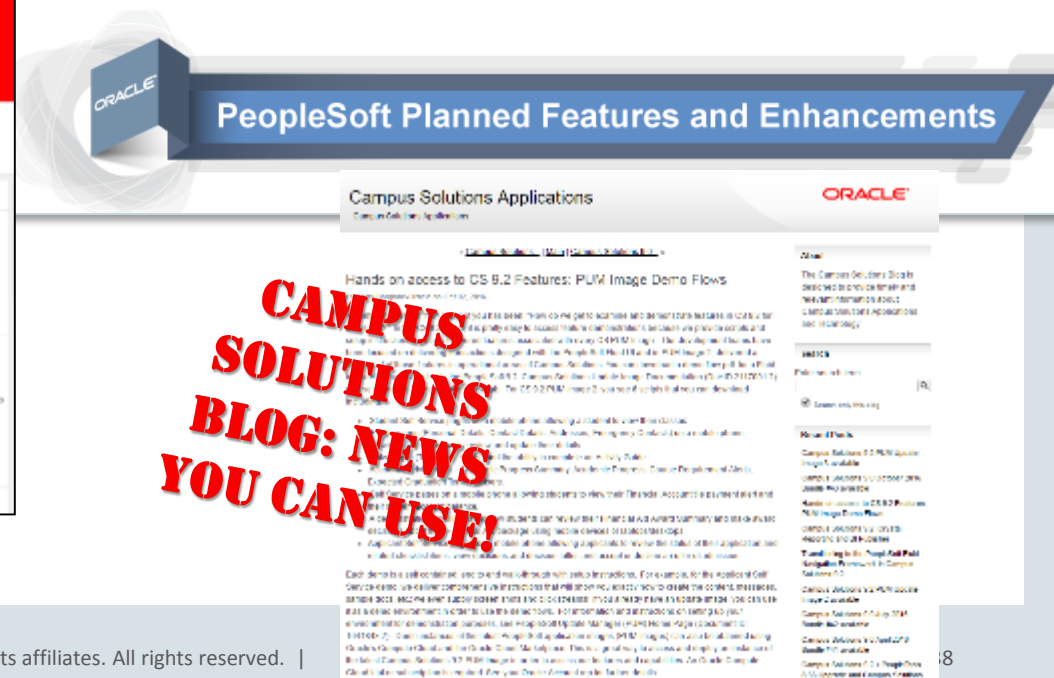


PeopleSoft Campus Solutions CFO Tool



PeopleSoft Campus Solutions PFE

★ PeopleSoft Planned Features and Enhancements (Doc ID 1966243.2)



CS 9.2 Resources

Where to learn more about CS 9.2 features

- Campus Solutions 9.2 Doc Homepage (Doc ID 2013381.1)
- PeopleSoft Planned Features and Enhancements (Doc ID 1966243.2) Campus Solutions tab (The “new” Statement of Direction-CS 9.2 targeted features and enhancements)
- [PeopleSoft Information Portal](#)
- [Campus Solutions Applications Blog](#)
- [PeopleSoft Video Feature Overviews](#)
- [Oracle Higher Education You Tube Channel – Campus Solutions](#)
- PeopleSoft Update Manager (PUM) Home Page (Doc ID 1641843.2)
- PeopleSoft 9.2: Campus Solutions Update Image Documentation (Doc ID 2117001.2)
- Cumulative Feature Overview (Doc ID 1675137.1)
- PeopleSoft Campus Solutions (CS) 9.2 Update Image Overviews (Doc ID 2116071.1)
- PeopleSoft Campus Solutions Upgrade Home Page (Doc ID 2078564.2)
- PeopleTools 8.55.11 or Higher Elasticsearch Home Page (Doc ID 2205540.2)

The Path Forward

**Standardize processes and
eliminate customizations**
to achieve operational
efficiencies

Upgrade to CS 9.2
to achieve modern UI
and operational
efficiencies

**Adopt supplemental
Cloud solutions**
to differentiate and
meet strategic needs

ORACLE®