

To add sessions to your schedule please follow the instructions below.


Note: You must be registered for the event

1. Visit, <https://events.rdmobile.com/Home/Details/117> and select Alliance Virtual 2021



Higher Education User Group

Search **Upcoming Events** All Events



2. To verify if you already have an RD Mobile account, enter your email address then click "Log In". If an account already exists, you will receive an email that will automatically log you in.

RD Mobile App Account



Log In

To get started, please provide your email address.

Email address
hchambers@heug.org

Log In

Platform by  rd mobile

If you do not have an RD Mobile account, please register for one using the same e-mail address that you use to login into the HEUG site.

RD Mobile App Account



Log In

Email address
hchambers@heug.com

Looks like it's your first time logging in.

Enter your name below and we will send you an email that will sign you in instantly.

First/Given

Last/Surname

Log In

If you've used this platform before you can try a different email.

Platform by 

3. To log into the Alliance Virtual 2021 event, simply enter the email address you used to register for Alliance Virtual 2021 then click "Log In". You will receive an email with a "Log In Now" button so you don't need to worry about remembering your password!

Alliance Virtual 2021

March 15-18, 2021

ALLIANCE



Log In

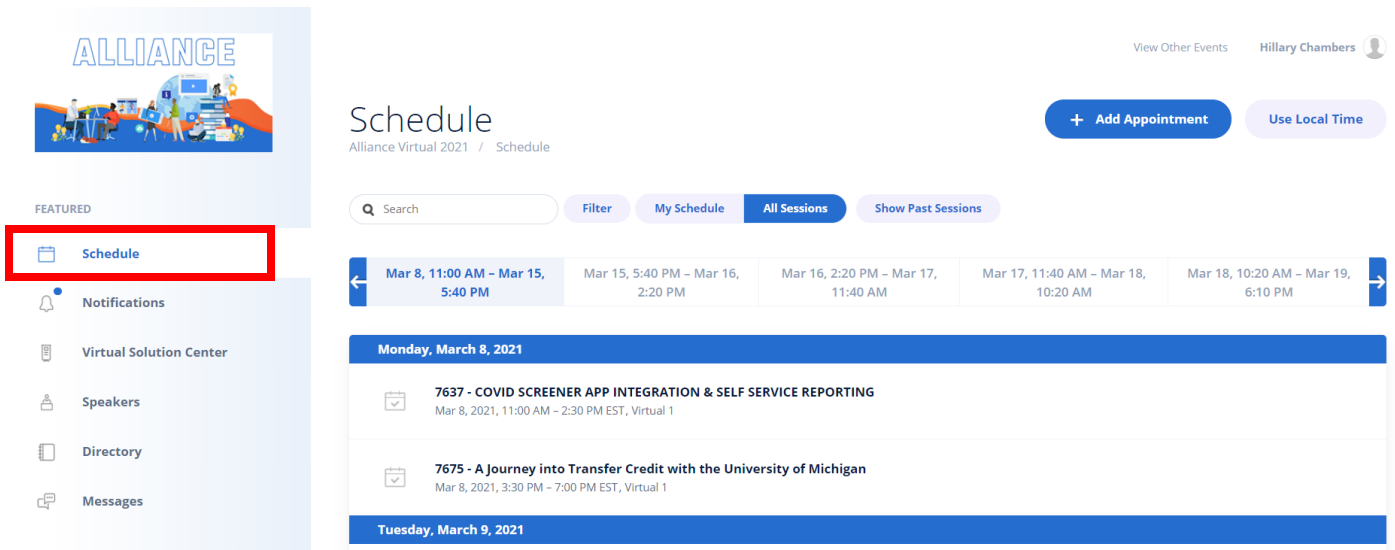
To get started, please provide the email address you used to register for this event.

Email address

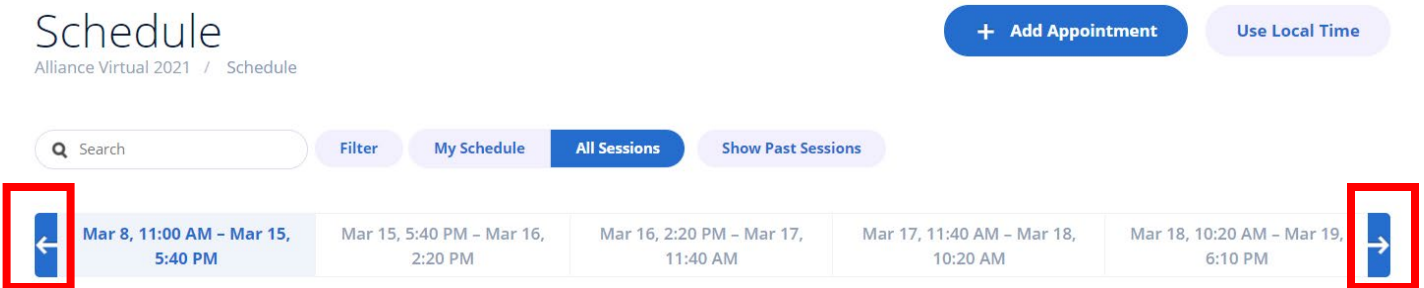
Log In

Platform by 

4. Once you are logged in to the Alliance Virtual 2021 event click the “schedule” link in the left menu



Using the left and right arrows, select the date and time frame that you wish to view sessions for. Click on any session to learn more about them.

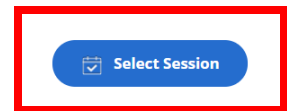


5. Once you find one you want to attend, on the upper-right-hand corner click “Select Session” and it will add the session to your schedule.

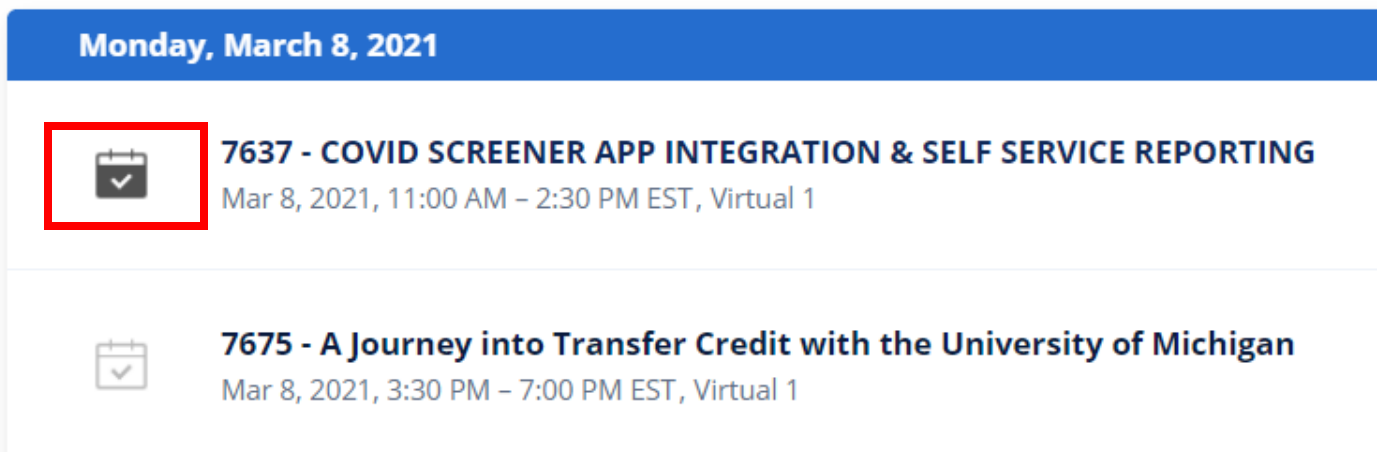
7637 - COVID SCREENER APP INTEGRATION & SELF SERVICE REPORTING

Alliance Virtual 2021 / Schedule

Monday, March 8 11:00 AM – 2:30 PM EST
Virtual 1



A schedule item that is in your schedule will display a filled in icon.



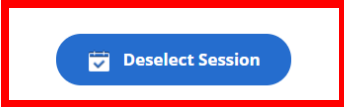
Additionally, you can remove a session from your schedule by navigating to the session and clicking “Deselect Session”.

7637 - COVID SCREENER APP INTEGRATION & SELF SERVICE REPORTING

Alliance Virtual 2021 / Schedule

Monday, March 8 11:00 AM – 2:30 PM EST

Virtual 1



6. To view your schedule, click the “My Schedule” filter button on the Schedule page.

Schedule

Alliance Virtual 2021 / Schedule

+ Add Appointment

Use Local Time

Search

Filter

My Schedule

All Sessions

Show Past Sessions

Monday, March 8, 2021	
	7637 - COVID SCREENER APP INTEGRATION & SELF SERVICE REPORTING Mar 8, 2021, 11:00 AM – 2:30 PM EST, Virtual 1
Tuesday, March 9, 2021	
	7819 - From Transactional to Transformational: Developing Your Leadership Identity Mar 9, 2021, 11:00 AM – 2:30 PM EST, Virtual 1
Monday, March 15, 2021	
	7681 - Oracle EPM Cloud: Beyond the Budget Mar 15, 2021, 9:00 AM – 10:00 AM EDT, Virtual 11

You can add in your own calendar items by clicking the “Add Appointment” button in the top right.

Schedule

Alliance Virtual 2021 / Schedule

+ Add Appointment

Use Local Time

Search

Filter

My Schedule

All Sessions

Show Past Sessions

Monday, March 8, 2021	
	7637 - COVID SCREENER APP INTEGRATION & SELF SERVICE REPORTING Mar 8, 2021, 11:00 AM – 2:30 PM EST, Virtual 1
Tuesday, March 9, 2021	
	7819 - From Transactional to Transformational: Developing Your Leadership Identity Mar 9, 2021, 11:00 AM – 2:30 PM EST, Virtual 1
Monday, March 15, 2021	
	7681 - Oracle EPM Cloud: Beyond the Budget Mar 15, 2021, 9:00 AM – 10:00 AM EDT, Virtual 11